



# CITY OF KENT, OHIO

---

## DEPARTMENT OF PUBLIC SERVICE

### MEMO

**TO:** Dave Ruller, City Manager  
**FROM:** Melanie Baker, Service Director  
**DATE:** October 5, 2016  
**SUBJECT:** Portage County MOU for sewer and water calibration

I was approached by Todd Peetz, on September 13, 2016, to participate in a county collaboration on sewer and water utilities throughout the County. Mr. Peetz, along with Gene Roberts, Portage County Water Resources Director, and I met on Friday September 23, 2016 to discuss the collaboration and what if any costs to Kent there would be.

As I understood our discussion, the collaboration will be to create a comprehensive plan of available resources throughout the County, including both sewer and water. Areas of failing septic systems along with land that is prime for commercial and or industrial development will be included as a part of the plan so as to identify the need for such services and how best to serve those needs.

Todd Peetz, and the Portage County Commissioners, have applied for a LGIF Grant in the amount of \$50,000.00 with a county match of \$5,100.00. This total grant of \$55,100.00 will be used to study the above mentioned areas, while working with the following local governments: Ravenna, Kent, Aurora, Mantua, Garrettsville, Windham Village, Tallmadge, Akron/Mogadore, and Hiram. The grant if approved will allow for the collaboration of these communities and the County so as to create a plan identifying the needs of sewer and water, establish priority areas, identify possible providers of such services and develop plans for possible future funding. The objective of this collaboration and work is to proactively engage economic development, and service undeveloped land and residential areas with much needed utilities. I have attached a copy of the grant application for your review.

As I further understand there already exists agreements for sewer and water with other municipalities and the County. This collaboration will allow those agreements to be explored to the fullest extent and allow for a complete plan of where utilities are located, what agreements exist and how they affect the communities and County as a whole.

There is no cost to the City of Kent for this collaboration. The City of Kent will be involved in the meeting discussions and inventorying of utilities. It is the hopes that all communities listed will participate and help to provide important input to the process. It is the hopes that this process will allow for growth of the County that is beneficial to all parties involved.

I did ask Jim Silver, Law Director, to look over the MOU and grant to ensure that my review and interpolations were correct. Mr. Silver, did not see that there would be any financial obligation on behalf of Kent and did not see any issues with signing the MOU.

Based on my conversations, my review of the grant and the review of the Law Director, I respectfully request that we approach Council to approve the attached MOU. I believe that we can sign this MOU with no financial obligation and participate in this process with the County and our fellow municipalities in order to be better informed of local utilities and the needs that exist surrounding the City of Kent.

- [Close Window](#)
- [Print This Page](#)

## LGIF 2016 6890

<b>Round Number</b>	18	<b>Record Type</b>	LGIF - LGIP Grant Application
		<b>LGIF Application Number</b>	LGIF 2016 6890
<b>Application Status</b>	In Process	<b>Submit Date</b>	
<b>Error: Insufficient Local Match</b>		<b>Approval Date</b>	
<b>Local Match Percent</b>	9%	<b>Review Status</b>	

### Applicant Profile

<b>Agency</b>	Portage County Water Resources Department	<b>Project Type</b>	Facilities
<b>FEIN</b>	34-6002242	<b>Project Approach</b>	Co-production
<b>Street Address</b>	8116 Infirmary Road	<b>Organization Type</b>	Local Government
<b>City</b>	Ravenna	<b>Organization Type Detail</b>	County Government
<b>State</b>	OH	<b>Population</b>	162,275
<b>Zip Code</b>	44266	<b>US Census Fact Finder</b>	US Census Fact Finder
<b>County</b>		<b>JobsOhio Region</b>	Northeast
<b>Political Subdivision Yes/No?</b>	Yes	<b>JobsOhio Regional Map</b>	JobsOhio Network Map
<b>2744.01 Political subdivision definition</b>	2744.01 Political Subdivision Definitions		

### Project Detail

<b>Project Name</b>	Portage County Water and Sewer Collaboration and Implementation Plan
<b>Type of Request</b>	Grant
<b>Request Amount</b>	\$50,000
<b>Match Amount</b>	\$5,100.00
<b>Total Project Amount</b>	\$55,100.00

### Project Contact

<b>Project Contact First Name</b>	Todd
<b>Project Contact Last Name</b>	Peetz
<b>Project Contact Title</b>	Director
<b>Project Contact</b>	tpeetz@pcrpc.org

**Email**  
**Project Contact** (330) 297-3613  
**Phone**  
**Project Contact** 124 N. Prospect Street  
**Street Address**  
**Project Contact** Ravenna  
**City**  
**Project Contact**  
**State**  
**Project Contact** 44266  
**Zip Code**

## **Project Definition**

**Project Summary** Water and sewer provision via collaboration and coordination with 9 other local service providers to address 12,000 failing septic tanks and to potentially provide service to 2,000 acres of zoned industrial and commercial land for economic development.

**Problem you are trying to solve** There are 12,000 of failing septic systems. There is a reactive and somewhat haphazard timing of the provision of services. Current coordination with water and sewer providers is informal cooperation, no established plan for collaboration. Provision or timing of service expansions is a reaction to private sector demand. In the meantime the only other method is to utilize on-site disposals systems or otherwise known as septic systems and they are failing at an alarming rate. Whether it be soil conditions, improper system for the site, improper maintenance or a combination of those factors.

We need to proactive plan, design, direct and funding system to not only prevent further unsanitary situation, but we can also focus on cost and resource sharing, through proactive collaboration and cost savings as a result. We can also address the 2,000 acres of zoned industrial and commercial properties to help open up opportunities for economic development and do so in a more planned fashion rather than reacting to random unpredictable private sector demand.

**Project Goals** There are eight goals to this project:

First is to identify and create a committee composed of the water and sewer providers in Portage County.

Second, identify existing conditions, current service locations, available capacities and any planned infrastructure improvements and timing of those improvements.

Third, would be to evaluate the existing failing septic systems, identify concentrations and severity.

Fourth, evaluate locations of under served or identify commercial and industrial areas without water and sewer service.

Fifth, create a plan identifying needs, establishing priority area, identify service providers, develop a myriad of funding strategies and consider community input.

Sixth, Identify projects that could be completed in near (0-3 years) term, mid-term (3-10 years) and longer term (10 years plus).

Seventh would be to rank them in order of importance to resolve existing conditions and or to proactively engage economic development opportunities.

Eight would be to maintain the committee to establish measurable goals and to keep the plan current by making adjustments as needed to address ever changing needs.

**Agency Core Function** The agency core function will be to coordinate and collaborate with the various service providers. They will lead the discussion towards creating proactive and cost effective solutions while cost and resource sharing as appropriate. The core mission will be the

creation of the plan and the plan contents, including collaboration and implementation as appropriate.

**Core Services  
Narrative**

The core services it for committee creation, inventory of resources and planning for the existing conditions. The core services will then focus on failing systems and economic development opportunities. Those service areas that address both failing septic systems and economic development would have a higher priority. Develop a plan for the future and assign measurable goals and targets. Determine funding sources and include community input. This whole process is to be more efficient, cost saving and cost sharing, collaborative, address health issues and where appropriate proactive assist in the provision of essential services for commercial and industrial development.

**Response to  
Economic  
Demand**

Currently there are approximately 2,000 acres of zoned commercial and industrial land that does not have access to water and sewer lines. This greatly limits the ability to attract and implement economic development. The purpose of this study will help rank, implement and determine funding sources for these areas.

**Collaborative Measures**

**Collaboration  
Nature of  
Partnership**

Apply with collaborative partner(s)

Portage County Water Resources Department will be the lead entity. They will coordinate with both public and private water and sewer providers and be the liaison to these entities.

There are currently 9 sewer providers within Portage County and Portage County Water Resources has maintain a good informal working relationship with those entities.

**Proposal  
Partnership  
History**

Portage County Regional Planning will assist with mapping, land use planning, community facilitation, plan preparation and administration of the grant.

Portage County Water Resources Department has actively maintain a positive informal relationship with all the service providers within the County. This process will make those relationships a little more formal and establish goals and assignments to be mutually agreeable. With Portage County Regional Planning Commission (PCRPC), Portage County Water Resources is on the PCRPC Board and we have a well established relationship with subdivision reviews and with the Subdivision Regulations update.

**Success Measures**

**Scalable and  
Replicable**

The methodology we are using should be able to be replicated and scalable. We are willing to present the report beyond Portage County and will make every effort to share lessons learned and what we would do differently as appropriate.

**Past Success**

Portage County Water Resources already has an active and cooperative relationship with the various service providers and with PCRPC. The purpose of the plan is to create a goal oriented document that changes the relationships from reactive to proactive and give guidance and measurable targets to try and obtain.

**Significance Measures**

**Economic Impact**

The identification of approximately 2,000 acres of under served or not served at all, severely limits the potential use and development of identified industrial and commercial areas. The economic impact is unknown currently, but the study will target areas that will bring the best return for the investment.

**Demonstration of  
Need**

We have approximately 12,000 failing septic tanks and 2,000 acres of under serve or non-served commercial and industrial areas. We presently operate very inefficiently reacting to private sector installation that is haphazardly coordinated and without any assurance of the timing of installation or needed demand capacity.

**Innovative  
Approach**

Collaboration and sharing resources may be an obvious solution, but addressing these issues head on is far better than the present cost inefficiencies and the lack of sewer provision from reactive implementation. A proactive approach to planning, ranking of

service extensions, collaborating to resources or cost, develop timing, work to identify alternative funding streams would be an innovative approach compared to what currently exists.

**Performance  
Audit/Cost  
Benchmarking**

The completion of the plan and establishing a water and sewer services committee, assign their roles, cost and resource sharing. Also having community buy-in through meetings and ranking the future service areas. Set target dates for completion of service implementation.

**Financial Measures**

**Cost Savings** Through years of inefficient provision of water and services this plan will address the existing inefficiencies of failing septic tanks that now must have sewer and service land areas that could generate tens of millions of dollars in new tax revenue as a result of enhanced economic development potential.

This study will potentially save the Portage County and the other service entities \$300,000 or more if each we to do similar studies independently.

**Required Documents(CHECK BOXES BELOW ONCE ALL DOCUMENTS ARE ATTACHED)**

**MOU/Partnership  
Agreement  
Attached**

**Resolution of  
Support Attached**

**Project Budget  
Attached**

**Timeline Attached**

**Application  
Validated**

**CURE Revisions**

**Owner** Todd Peetz  
**Created By** Todd Peetz, 9/12/2016 9:26 PM  
**Last Modified By** Todd Peetz, 9/13/2016 3:10 PM

**LGIF Application History**

**9/12/2016 9:26 PM**

---

**User** Todd Peetz  
**Action** Created.

MEMORANDUM OF UNDERSTANDING

Portage County Board of Commissioners and Portage County Regional Planning Commission

This memorandum of Understanding is entered into by and between the Portage County Board of Commissioners and Portage County Regional Planning Commission to acknowledge support of the **Portage County Water and Sewer Collaboration and Implementation Plan** project including. The Portage County Water and Sewer Service Providers supports the Portage County Board of Commissioners efforts to submit a Local Government Innovation Fund (LGIF) grant application to fund the work proposed in the grant.

Portage County Board of Commissioners

**Type Your Community Here**

\_\_\_\_\_  
Maureen T. Frederick, President

\_\_\_\_\_  
Vicki A. Kline

\_\_\_\_\_  
Kathleen Chandler

\_\_\_\_\_  
Date

\_\_\_\_\_

\_\_\_\_\_  
**Type your name here**

\_\_\_\_\_  
Signature

\_\_\_\_\_  
Date

MEMORANDUM OF UNDERSTANDING

Portage County Board of Commissioners and Portage County Regional Planning Commission

This memorandum of Understanding is entered into by and between the Portage County Board of Commissioners and Portage County Regional Planning Commission to acknowledge support of the **Portage County Water and Sewer Collaboration and Implementation Plan** project including. The Portage County Water and Sewer Service Providers supports the Portage County Board of Commissioners efforts to submit a Local Government Innovation Fund (LGIF) grant application to fund the work proposed in the grant.

Portage County Board of Commissioners

**Type Your Community Here**

\_\_\_\_\_  
Maureen T. Frederick, President

\_\_\_\_\_

\_\_\_\_\_  
Vicki A. Kline

\_\_\_\_\_  
**Type your name here**

\_\_\_\_\_  
Kathleen Chandler

\_\_\_\_\_  
Signature

\_\_\_\_\_  
Date

\_\_\_\_\_  
Date





# CITY OF KENT, OHIO

---

## DEPARTMENT OF COMMUNITY DEVELOPMENT Building Services Division

To: Dave Ruller  
City Manager

From: Bridget Susel  
Community Development Director *BUS*

Date: September 30, 2016

RE: Monthly Permit and Zoning Complaint Report – September 2016

---

Attached are the monthly reports per council's request. If you have questions or require further information, please let us know.

Fee Code	Fee Type	Billing Transactions	Adjustment Transactions	Amount Billed	Adjustments	Net Billed
Permit Type ARB-ARCHITECTURAL REVIEW BOARD						
ARB SIGN REVIEW - SIGN REVIEW FOR ARCHITECTURAL REVIEW BOARD		1	0	50.00	.00	50.00
Permit Type ARB-ARCHITECTURAL REVIEW BOARD Totals						
Permit Type BZA-BOARD OF ZONING APPEALS						
BZA - BOARD OF BUILDING APPEALS		2	0	100.00	.00	100.00
Permit Type BZA-BOARD OF ZONING APPEALS Totals						
Permit Type DEMOLITION-DEMOLITION						
1% BBS - 1% BBS		2	0	2.00	.00	2.00
EXCAVATION - EXCAVATION		1	0	20.00	.00	20.00
RES-DEMO/MOVE - Residential Demolition/Moving		2	0	200.00	.00	200.00
Permit Type DEMOLITION-DEMOLITION Totals						
Permit Type ELECTRICAL COMM-ELECTRICAL COMMERCIAL						
3% BBS - 3% BBS		3	0	4.50	.00	4.50
3% BBS OVERRIDE - 3% BBS OVERRIDE		1	0	1.50	.00	1.50
COM-ELEC REPAIR - Commercial Electric Repair/Remodel		2	0	100.00	.00	100.00
COM-ELEC SERVICE - Commercial Electric Service Replacement		1	0	50.00	.00	50.00
CRES-ELECT SERVC - Commercial Residential Electrical Service		1	0	50.00	.00	50.00
Permit Type ELECTRICAL COMM-ELECTRICAL COMMERCIAL Totals						
Permit Type ELECTRICAL RES-ELECTRICAL RESIDENTIAL						
1% BBS - 1% BBS		6	0	3.60	.00	3.60
RES-ELEC REPAIR - Residential Electric Remodel/Repair		4	0	200.00	.00	200.00
RES-ELEC NEW - Residential Electric New		1	0	100.00	.00	100.00
RES-ELEC OWN SRV - Residential Electric Owner Occupied Service		1	0	35.00	.00	35.00
RES-ELEC TEMP - Residential Electric Temporary Service		1	0	25.00	.00	25.00
Permit Type ELECTRICAL RES-ELECTRICAL RESIDENTIAL Totals						
Permit Type ENGINEERING COM-ENGINEERING COMMERCIAL						
EXCAVATION - EXCAVATION		2	0	40.00	.00	40.00
W-METR 2" - WATER METER 2"		1	0	1,735.00	.00	1,735.00
Permit Type ENGINEERING COM-ENGINEERING COMMERCIAL Totals						
Permit Type ENGINEERING RES-ENGINEERING RESIDENTIAL						
BOND-EXCAVATION - EXCAVATION BOND		1	0	1,000.00	.00	1,000.00
EXCAVATION - EXCAVATION		7	0	140.00	.00	140.00
FEE IN LIEU SEWR - FEE IN LIEU FOR SEWER DISCONNECT		1	0	4,163.75	.00	4,163.75
OLD LIEU WATR - FEE IN LIEU FOR WATER DISCONNECTION		1	0	4,080.14	.00	4,080.14
SEWER RES - SEWER RESIDENTIAL		2	0	50.00	.00	50.00
SEWER UTILIZE - SEWER UTILIZATION		1	0	1,310.00	.00	1,310.00
STORM CONNECTION - STORM SEWER CONNECTION		1	0	100.00	.00	100.00
STORM RES PERMIT - STORM SEWER RESIDENTIAL PERMIT		2	0	50.00	.00	50.00
W-METR (3/4"W/BF - WATER METER (5/8-3/4")		1	0	315.00	.00	315.00

# Permit Revenue Summary Report

Payment Date Range 09/01/16 - 09/30/16

Summary Listing

Fee Code	Fee Type	Billing Transactions	Adjustment Transactions	Amount Billed	Adjustments	Net Billed
<b>ENGINEERING RES-ENGINEERING RESIDENTIAL</b>						
Permit Type	ENGINEERING RES-ENGINEERING RESIDENTIAL					
WATER FEE - WATER FEE		4	0	100.00	.00	100.00
WATER UTILIZED - WATER UTILIZATION		1	0	550.00	.00	550.00
Permit Type <b>ENGINEERING RES-ENGINEERING RESIDENTIAL</b> Totals		22	0	\$11,858.89	\$0.00	\$11,858.89
<b>EXISTING COMM-EXISTING COMMERCIAL</b>						
Permit Type	EXISTING COMM-EXISTING COMMERCIAL					
3% BBS - 3% BBS		5	0	37.67	.00	37.67
COM-BUILD ADD - Commercial Building Addition		2	0	768.50	.00	768.50
COM-BUILD REPAIR - Commercial Building Repair/Remodel		3	0	487.40	.00	487.40
PLAN REVIEW <=3 - Plan Review for 3 or Less Reviews		12	0	1,556.25	.00	1,556.25
PLAN REVIEW 4+ - Plan Review for 4 or More Reviews		1	0	375.00	.00	375.00
Permit Type <b>EXISTING COMM-EXISTING COMMERCIAL</b> Totals		23	0	\$3,224.82	\$0.00	\$3,224.82
<b>EXISTING MULTIFM-EXISTING MULTIFAMILY</b>						
Permit Type	EXISTING MULTIFM-EXISTING MULTIFAMILY					
3% BBS - 3% BBS		15	0	39.79	.00	39.79
CRES-BLDG REPAIR - Commercial Residential Building Repair/Remodel		15	0	750.00	.00	750.00
CRES-BLDG SQ FT - Commercial Residential Building Square Footage		1	0	576.30	.00	576.30
Permit Type <b>EXISTING MULTIFM-EXISTING MULTIFAMILY</b> Totals		31	0	\$1,366.09	\$0.00	\$1,366.09
<b>EXISTING RES-EXISTING RESIDENTIAL</b>						
Permit Type	EXISTING RES-EXISTING RESIDENTIAL					
1% BBS - 1% BBS		8	0	4.91	.00	4.91
RES-BUILD ADD 1 - Residential Building Addition-Single Family		7	0	440.95	.00	440.95
RES-BUILD REPAIR - Residential Building Remodel/Repair		1	0	50.00	.00	50.00
Permit Type <b>EXISTING RES-EXISTING RESIDENTIAL</b> Totals		16	0	\$495.86	\$0.00	\$495.86
<b>FIRE ALARM-FIRE ALARM</b>						
Permit Type	FIRE ALARM-FIRE ALARM					
3% BBS - 3% BBS		1	0	10.49	.00	10.49
COM-SUPR SYS RPR - Commercial Suppression Systems Repair/Remodel		1	0	349.70	.00	349.70
PLAN REVIEW <=3 - Plan Review for 3 or Less Reviews		1	0	75.00	.00	75.00
Permit Type <b>FIRE ALARM-FIRE ALARM</b> Totals		3	0	\$435.19	\$0.00	\$435.19
<b>HVAC COMM-HVAC COMMERCIAL</b>						
Permit Type	HVAC COMM-HVAC COMMERCIAL					
3% BBS - 3% BBS		8	0	12.00	.00	12.00
COM-HVAC REPLACE - Commercial HVAC Replacement		8	0	400.00	.00	400.00
Permit Type <b>HVAC COMM-HVAC COMMERCIAL</b> Totals		16	0	\$412.00	\$0.00	\$412.00
<b>HVAC RES-HVAC RESIDENTIAL</b>						
Permit Type	HVAC RES-HVAC RESIDENTIAL					
1% BBS - 1% BBS		14	0	5.35	.00	5.35
RES-HVAC OWN RPL - Residential HVAC Owner Occupied Replacement		11	0	385.00	.00	385.00
RES-HVAC REPAIR - Residential HVAC Repair/Remodel		3	0	150.00	.00	150.00
Permit Type <b>HVAC RES-HVAC RESIDENTIAL</b> Totals		28	0	\$540.35	\$0.00	\$540.35
<b>NEW RES-NEW RESIDENTIAL</b>						
Permit Type	NEW RES-NEW RESIDENTIAL					
1% BBS - 1% BBS		1	0	3.10	.00	3.10
PARKS & REC - PARKS & REC		1	0	720.00	.00	720.00

# Permit Revenue Summary Report

Payment Date Range 09/01/16 - 09/30/16

Summary Listing

Fee Code	Fee Type	Billing Transactions	Adjustment Transactions	Amount Billed	Adjustments	Net Billed
Permit Type <b>NEW RES-NEW RESIDENTIAL</b>						
RES- BUILD NEW 1 - Residential Building New Construction- Single Family		1	0	309.90	.00	309.90
Permit Type <b>NEW RES-NEW RESIDENTIAL</b> Totals						
		3	0	\$1,033.00	\$0.00	\$1,033.00
Permit Type <b>PLUMB COMM-PLUMBING COMMERCIAL</b>						
3% BBS - 3% BBS		6	0	9.30	.00	9.30
COM-PLUMB REPAIR - Commercial Plumbing Repair/Remodel		5	0	260.00	.00	260.00
COM-PLUMB REPLAC - Commercial Plumbing Replacement		1	0	50.00	.00	50.00
Permit Type <b>PLUMB COMM-PLUMBING COMMERCIAL</b> Totals						
		12	0	\$319.30	\$0.00	\$319.30
Permit Type <b>PLUMB RES-PLUMBING RESIDENTIAL</b>						
1% BBS - 1% BBS		7	0	3.25	.00	3.25
RES-PLUMB OWN RP - Residential Plumbing Owner Occupied Replacement		5	0	175.00	.00	175.00
RES-PLUMB REPAIR - Residential Plumbing Repair/Remodel		3	0	150.00	.00	150.00
Permit Type <b>PLUMB RES-PLUMBING RESIDENTIAL</b> Totals						
		15	0	\$328.25	\$0.00	\$328.25
Permit Type <b>SIGN/AWNINGS-SIGN/AWNINGS</b>						
3% BBS - 3% BBS		1	0	1.50	.00	1.50
COM-SIGN/AWIN/CAN - Commercial Signs Awnings Canopies		1	0	50.00	.00	50.00
COM-ZONING PSIGN - Commercial Zoning Permanent Signs		2	0	150.00	.00	150.00
COM-ZONING TSIGN - Commercial Zoning Temporary Signs		1	0	25.00	.00	25.00
PLAN REVIEW <=3 - Plan Review for 3 or Less Reviews		2	0	75.00	.00	75.00
Permit Type <b>SIGN/AWNINGS-SIGN/AWNINGS</b> Totals						
		7	0	\$301.50	\$0.00	\$301.50
Permit Type <b>SUBDIVISION-SUBDIVISION</b>						
MIN SUB PLAT - MINOR SUBDIVISION PLAT		1	0	30.00	.00	30.00
Permit Type <b>SUBDIVISION-SUBDIVISION</b> Totals						
		1	0	\$30.00	\$0.00	\$30.00
Permit Type <b>ZONING-ZONING</b>						
COM-ZONING ADD - Commercial Zoning Addition		2	0	370.55	.00	370.55
COM-ZONING TSIGN - Commercial Zoning Temporary Signs		1	0	25.00	.00	25.00
RES-ZONING - Residential Zoning Fence Pool Etc		7	0	175.00	.00	175.00
RES-ZONING ADD - Residential Zoning Addition		5	0	125.00	.00	125.00
RES-ZONING NEW - Residential Zoning,New		1	0	75.00	.00	75.00
Permit Type <b>ZONING-ZONING</b> Totals						
		16	0	\$770.55	\$0.00	\$770.55
Grand Totals						
		225	0	\$23,832.40	\$0.00	\$23,832.40

Payment Date Range 09/01/16 - 09/30/16

Detail Listing

Fee Code	Fee Type	Billing Transactions	Adjustment Transactions	Amount Billed	Adjustments	Net Billed
<b>Permit Type ARB-ARCHITECTURAL REVIEW BOARD</b>						
ARB SIGN REVIEW - SIGN REVIEW FOR ARCHITECTURAL REVIEW BOARD						
Date	Transaction Type	Permit Number	Issued To	Amount	Amount	
09/19/2016	Payment Monies Received	ARB16-017	HUALING WONG	50.00	50.00	50.00
				\$50.00	\$50.00	
Permit Type <b>ARB-ARCHITECTURAL REVIEW BOARD</b> Totals				\$50.00	\$0.00	\$50.00
<b>Permit Type BZA-BOARD OF ZONING APPEALS</b>						
BZA - BOARD OF BUILDING APPEALS						
Date	Transaction Type	Permit Number	Issued To	Amount	Amount	
09/08/2016	Payment Monies Received	BZ16-025	S M POULTON LTD	50.00	50.00	100.00
09/08/2016	Payment Monies Received	BZ16-026	SM DICKERSON LLC	50.00	50.00	
				\$100.00	\$100.00	
Permit Type <b>BZA-BOARD OF ZONING APPEALS</b> Totals				\$100.00	\$0.00	\$100.00
<b>Permit Type DEMOLITION-DEMOLITION</b>						
1% BBS - 1% BBS						
Date	Transaction Type	Permit Number	Issued To	Amount	Amount	
09/06/2016	Payment Monies Received	2016-00000571	BUTCHER & SON, INC.	1.50	1.50	2.00
09/27/2016	Payment Monies Received	2016-00000665	BOURGEOIS ENTERPRISES INC	.50	.50	
				\$2.00	\$2.00	
Permit Type <b>DEMOLITION-DEMOLITION</b> Totals				\$2.00	\$0.00	\$2.00
<b>EXCAVATION - EXCAVATION</b>						
Date	Transaction Type	Permit Number	Issued To	Amount	Amount	
09/27/2016	Payment Monies Received	2016-00000665	BOURGEOIS ENTERPRISES INC	20.00	20.00	20.00
Permit Type <b>EXCAVATION - EXCAVATION</b> Totals				20.00	\$0.00	20.00
<b>RES-DEMO/MOVE - Residential Demolition/Moving</b>						
Date	Transaction Type	Permit Number	Issued To	Amount	Amount	
09/06/2016	Payment Monies Received	2016-00000571	BUTCHER & SON, INC.	150.00	150.00	200.00
09/27/2016	Payment Monies Received	2016-00000665	BOURGEOIS ENTERPRISES INC	50.00	50.00	
				\$200.00	\$200.00	
Permit Type <b>RES-DEMO/MOVE - Residential Demolition/Moving</b> Totals				\$200.00	\$0.00	\$200.00
<b>Permit Type ELECTRICAL COMM-ELECTRICAL COMMERCIAL</b>						
3% BBS - 3% BBS						
Date	Transaction Type	Permit Number	Issued To	Amount	Amount	
09/06/2016	Payment Monies Received	2016-00000553	SIEFER ELECTRIC, INC	1.50	1.50	4.50
09/06/2016	Payment Monies Received	2016-00000570	RUMMEL ELECTRIC, INC	1.50	1.50	
09/19/2016	Payment Monies Received	2016-00000623	KOZMA ELECTRIC INC	1.50	1.50	
				\$4.50	\$4.50	
Permit Type <b>ELECTRICAL COMM-ELECTRICAL COMMERCIAL</b> Totals				\$4.50	\$0.00	\$4.50

# Permit Revenue Summary Report

Payment Date Range 09/01/16 - 09/30/16

Detail Listing

Fee Code	Permit Type	Transaction Type	Fee Type	Billing Transactions	Adjustment Transactions	Amount Billed	Adjustments	Net Billed
	<b>ELECTRICAL COMM-ELECTRICAL COMMERCIAL</b>							
	3% BBS OVERRIDE - 3% BBS OVERRIDE							
09/23/2016		Payment Monies Received		1 Permit Number 2016-00000643	0 Issued To RICK'S ELECTRIC, INC.	1.50	.00 Amount 1.50 \$1.50	1.50
	<b>COM-ELEC REPAIR - Commercial Electric Repair/Remodel</b>							
09/06/2016		Payment Monies Received		2 Permit Number 2016-00000553	0 Issued To SIEFER ELECTRIC, INC	100.00	.00 Amount 50.00	100.00
09/19/2016		Payment Monies Received		2016-00000623	KOZMA ELECTRIC INC		50.00 \$100.00	
	<b>COM-ELEC SERVICE - Commercial Electric Service Replacement</b>							
09/06/2016		Payment Monies Received		1 Permit Number 2016-00000570	0 Issued To RUMMEL ELECTRIC, INC	50.00	.00 Amount 50.00 \$50.00	50.00
	<b>CRES-ELECT SERVC - Commercial Residential Electrical Service</b>							
09/23/2016		Payment Monies Received		1 Permit Number 2016-00000643	0 Issued To RICK'S ELECTRIC, INC.	50.00	.00 Amount 50.00 \$50.00	50.00
	<b>Permit Type ELECTRICAL COMM-ELECTRICAL COMMERCIAL Totals</b>			8	0	\$206.00	\$0.00	\$206.00
	<b>1% BBS - 1% BBS</b>							
09/01/2016		Payment Monies Received		6 Permit Number 2016-00000552	0 Issued To SIEFER ELECTRIC, INC	3.60	.00 Amount .35	3.60
09/01/2016		Payment Monies Received		2016-00000555	MISSION ELECTRIC		.50	
09/15/2016		Payment Monies Received		2016-00000601	WESTPORT ELECTRIC INC		.50	
09/21/2016		Payment Monies Received		2016-00000630	OTT ELECTRICAL SERVICES INC.		.50	
09/21/2016		Payment Monies Received		2016-00000631	ENLIGHTENING INNOVATIONS		.50	
09/27/2016		Payment Monies Received		2016-00000669	HAYWOOD ELECTRIC, INC.		1.25 \$3.60	
	<b>Permit Type ELECTRICAL RES-ELECTRICAL RESIDENTIAL</b>							
09/01/2016		Payment Monies Received		4 Permit Number 2016-00000555	0 Issued To MISSION ELECTRIC	200.00	.00 Amount 50.00	200.00
09/15/2016		Payment Monies Received		2016-00000601	WESTPORT ELECTRIC INC		50.00	
09/21/2016		Payment Monies Received		2016-00000630	OTT ELECTRICAL SERVICES INC.		50.00	
09/21/2016		Payment Monies Received		2016-00000631	ENLIGHTENING INNOVATIONS		50.00 \$200.00	
	<b>RES-ELEC REPAIR - Residential Electric Remodel/Repair</b>							
09/27/2016		Payment Monies Received		1 Permit Number 2016-00000669	0 Issued To HAYWOOD ELECTRIC, INC.	100.00	.00 Amount 100.00	100.00

# Permit Revenue Summary Report

Payment Date Range 09/01/16 - 09/30/16

Detail Listing

Fee Code	Permit Type	Fee Type	Billing Transactions	Adjustment Transactions	Amount Billed	Adjustments	Net Billed
	<b>ELECTRICAL RES-ELECTRICAL RESIDENTIAL</b>						
RES-ELEC OWN SRV - Residential Electric Owner Occupied			1	0	35.00	.00	35.00
Service Date	Permit Number	Transaction Type	Issued To	Amount			
09/01/2016	2016-00000552	Payment Monies Received	SIEFER ELECTRIC, INC	35.00			
				\$35.00			
RES-ELEC TEMP - Residential Electric Temporary Service			1	0	25.00	.00	25.00
Service Date	Permit Number	Transaction Type	Issued To	Amount			
09/27/2016	2016-00000669	Payment Monies Received	HAYWOOD ELECTRIC, INC.	25.00			
				\$25.00			
	<b>Permit Type ELECTRICAL RES-ELECTRICAL RESIDENTIAL Totals</b>						
			13	0	\$363.60	\$0.00	\$363.60
	<b>ENGINEERING COM-ENGINEERING COMMERCIAL</b>						
EXCAVATION - EXCAVATION			2	0	40.00	.00	40.00
Date	Permit Number	Transaction Type	Issued To	Amount			
09/01/2016	2016-00000084	Payment Monies Received	CITY OF KENT	20.00			
09/19/2016	2016-00000076	Payment Monies Received	DOMINION EAST OHIO GAS	20.00			
				\$40.00			
W-METR 2" - WATER METER 2"			1	0	1,735.00	.00	1,735.00
Date	Permit Number	Transaction Type	Issued To	Amount			
09/13/2016	2016-00000065	Payment Monies Received	A P WILLIAMS INC	1,735.00			
				\$1,735.00			
	<b>Permit Type ENGINEERING COM-ENGINEERING COMMERCIAL Totals</b>						
			3	0	\$1,775.00	\$0.00	\$1,775.00
	<b>ENGINEERING RES-ENGINEERING RESIDENTIAL</b>						
BOND-EXCAVATION - EXCAVATION BOND			1	0	1,000.00	.00	1,000.00
Date	Permit Number	Transaction Type	Issued To	Amount			
09/01/2016	2016-00000080	Payment Monies Received	TES SERVICES	1,000.00			
				\$1,000.00			
EXCAVATION - EXCAVATION			7	0	140.00	.00	140.00
Date	Permit Number	Transaction Type	Issued To	Amount			
09/01/2016	2016-00000080	Payment Monies Received	TES SERVICES	20.00			
09/01/2016	2016-00000083	Payment Monies Received	TES SERVICES	20.00			
09/06/2016	2016-00000085	Payment Monies Received	KLINE & KAVALI	20.00			
09/13/2016	2016-00000087	Payment Monies Received	CARANO ENVIRONMENTAL SERVICE	20.00			
09/15/2016	2016-00000088	Payment Monies Received	PATRICIA HOSTLER	20.00			
09/19/2016	2016-00000086	Payment Monies Received	CAMDEN BUILDERS INC.	20.00			
09/21/2016	2016-00000090	Payment Monies Received	TES SERVICES	20.00			
				\$140.00			

# Permit Revenue Summary Report

Payment Date Range 09/01/16 - 09/30/16

Detail Listing

Fee Code	Fee Type	Billing Transactions	Adjustment Transactions	Amount Billed	Adjustments	Net Billed
<b>ENGINEERING RES-ENGINEERING RESIDENTIAL</b>						
Permit Type	FEE IN LIEU SEWR - FEE IN LIEU FOR SEWER DISCONNECT	1	0	4,163.75	.00	4,163.75
Date	09/01/2016	Permit Number 2016-00000081	Issued To FRED P & MICHELLE J ENGLEHART	Amount 4,163.75	Amount \$4,163.75	
<b>OLD LIEU WATR - FEE IN LIEU FOR WATER DISCONNECTION</b>						
Date	09/01/2016	Permit Number 2016-00000081	Issued To FRED P & MICHELLE J ENGLEHART	Amount 4,080.14	Amount \$4,080.14	4,080.14
<b>SEWER RES - SEWER RESIDENTIAL</b>						
Date	09/06/2016	Permit Number 2016-00000085	Issued To KLINE & KAVALLI	Amount 25.00	Amount 25.00	50.00
Date	09/19/2016	Permit Number 2016-00000086	Issued To CAMDEN BUILDERS INC.	Amount 25.00	Amount \$50.00	50.00
<b>SEWER UTILIZE - SEWER UTILIZATION</b>						
Date	09/19/2016	Permit Number 2016-00000086	Issued To CAMDEN BUILDERS INC.	Amount 1,310.00	Amount 1,310.00	1,310.00
<b>STORM CONNECTION - STORM SEWER CONNECTION</b>						
Date	09/19/2016	Permit Number 2016-00000086	Issued To CAMDEN BUILDERS INC.	Amount 100.00	Amount \$100.00	100.00
<b>STORM RES PERMIT - STORM SEWER RESIDENTIAL PERMIT</b>						
Date	09/13/2016	Permit Number 2016-00000087	Issued To CARANO ENVIRONMENTAL SERVICE	Amount 25.00	Amount 25.00	50.00
Date	09/19/2016	Permit Number 2016-00000086	Issued To CAMDEN BUILDERS INC.	Amount 25.00	Amount \$50.00	50.00
<b>W-METR (3/4"W/BF - WATER METER (5/8-3/4")</b>						
Date	09/19/2016	Permit Number 2016-00000086	Issued To CAMDEN BUILDERS INC.	Amount 315.00	Amount 315.00	315.00
<b>WATER FEE - WATER FEE</b>						
Date	09/01/2016	Permit Number 2016-00000080	Issued To TES SERVICES	Amount 25.00	Amount 25.00	100.00
Date	09/01/2016	Permit Number 2016-00000083	Issued To TES SERVICES	Amount 25.00	Amount 25.00	100.00
Date	09/19/2016	Permit Number 2016-00000086	Issued To CAMDEN BUILDERS INC.	Amount 25.00	Amount 25.00	100.00
Date	09/21/2016	Permit Number 2016-00000090	Issued To TES SERVICES	Amount 25.00	Amount \$100.00	100.00



Payment Date Range 09/01/16 - 09/30/16

Detail Listing

Fee Code	Permit Type	Transaction Type	Fee Type	Billing Transactions	Adjustment Transactions	Amount Billed	Adjustments	Net Billed
	ENGINEERING RES-ENGINEERING RESIDENTIAL							
	WATER UTILIZED - WATER UTILIZATION							
09/19/2016	Payment Monies Received			1	0	550.00	.00	550.00
		Transaction Type		Permit Number	Issued To	Amount		
				2016-00000086	CAMDEN BUILDERS INC.	550.00		
						\$550.00		
<b>Permit Type ENGINEERING RES-ENGINEERING RESIDENTIAL Totals</b>								
				22	0	\$11,858.89	\$0.00	\$11,858.89
	EXISTING COMM-EXISTING COMMERCIAL							
	3% BBS - 3% BBS							
09/01/2016	Payment Monies Received			5	0	37.67	.00	37.67
09/06/2016	Payment Monies Received							
09/08/2016	Payment Monies Received							
09/19/2016	Payment Monies Received							
09/19/2016	Payment Monies Received							
		Transaction Type		Permit Number	Issued To	Amount		
				2016-00000297	R2K CONTRACTING	1.70		
				2016-00000545	HEALTH SPA	2.30		
				2015-00000662	MRF MACHINE & HYDRAULICS INC	15.00		
				2016-00000392	SHAMROCK DEVELOPMENT, INC	10.62		
				2016-00000548	METIS CONSTRUCTION SERVICES	8.05		
						\$37.67		
<b>COM-BUILD ADD - Commercial Building Addition</b>								
09/08/2016	Payment Monies Received			2	0	768.50	.00	768.50
09/19/2016	Payment Monies Received							
		Transaction Type		Permit Number	Issued To	Amount		
				2015-00000662	MRF MACHINE & HYDRAULICS INC	500.00		
				2016-00000548	METIS CONSTRUCTION SERVICES	268.50		
						\$768.50		
<b>COM-BUILD REPAIR - Commercial Building Repair/Remodel</b>								
09/01/2016	Payment Monies Received			3	0	487.40	.00	487.40
09/06/2016	Payment Monies Received							
09/19/2016	Payment Monies Received							
		Transaction Type		Permit Number	Issued To	Amount		
				2016-00000297	R2K CONTRACTING	56.60		
				2016-00000545	HEALTH SPA	76.80		
				2015-00000392	SHAMROCK DEVELOPMENT, INC	354.00		
						\$487.40		
<b>PLAN REVIEW &lt;=3 - Plan Review for 3 or Less Reviews</b>								
09/01/2016	Payment Monies Received			12	0	1,556.25	.00	1,556.25
09/01/2016	Payment Monies Received							
09/06/2016	Payment Monies Received							
09/08/2016	Payment Monies Received							
09/08/2016	Payment Monies Received							
09/08/2016	Payment Monies Received							
09/08/2016	Payment Monies Received							
09/08/2016	Payment Monies Received							
09/08/2016	Payment Monies Received							
09/19/2016	Payment Monies Received							
09/19/2016	Payment Monies Received							
		Transaction Type		Permit Number	Issued To	Amount		
				2016-00000297	R2K CONTRACTING	37.50		
				2016-00000297	R2K CONTRACTING	150.00		
				2016-00000181	A P WILLIAMS INC	75.00		
				2015-00000662	MRF MACHINE & HYDRAULICS INC	75.00		
				2015-00000662	MRF MACHINE & HYDRAULICS INC	75.00		
				2015-00000662	MRF MACHINE & HYDRAULICS INC	450.00		
				2015-00000662	MRF MACHINE & HYDRAULICS INC	56.25		
				2015-00000662	MRF MACHINE & HYDRAULICS INC	37.50		
				2015-00000662	MRF MACHINE & HYDRAULICS INC	75.00		
				2016-00000392	SHAMROCK DEVELOPMENT, INC	37.50		
				2016-00000392	SHAMROCK DEVELOPMENT, INC	187.50		
				2016-00000548	METIS CONSTRUCTION SERVICES	300.00		

# Permit Revenue Summary Report

Payment Date Range 09/01/16 - 09/30/16

Detail Listing

Fee Code	Permit Type	Fee Type	Billing Transactions	Adjustment Transactions	Amount Billed	Adjustments	Net Billed
PLAN REVIEW 4+ - Plan Review for 4 or More Reviews			1	0	375.00	.00	375.00
09/06/2016	Transaction Type		Permit Number	Issued To	Amount	Amount	
	* Payment Monies Received		2016-00000181	A P WILLIAMS INC	375.00	375.00	
					\$1,556.25	\$375.00	
Permit Type <b>EXISTING COMM-EXISTING COMMERCIAL</b> Totals							
			23	0	\$3,224.82	\$0.00	\$3,224.82
3% BBS - 3% BBS			15	0	39.79	.00	39.79
	Transaction Type		Permit Number	Issued To	Amount	Amount	
09/15/2016	Payment Monies Received		2016-00000588	AMERICAN PRESERVATION BUILDERS	1.50	1.50	
09/15/2016	Payment Monies Received		2016-00000589	AMERICAN PRESERVATION BUILDERS	1.50	1.50	
09/15/2016	Payment Monies Received		2016-00000590	AMERICAN PRESERVATION BUILDERS	1.50	1.50	
09/15/2016	Payment Monies Received		2016-00000591	AMERICAN PRESERVATION BUILDERS	1.50	1.50	
09/15/2016	Payment Monies Received		2016-00000592	AMERICAN PRESERVATION BUILDERS	1.50	1.50	
09/15/2016	Payment Monies Received		2016-00000593	AMERICAN PRESERVATION BUILDERS	1.50	1.50	
09/15/2016	Payment Monies Received		2016-00000594	AMERICAN PRESERVATION BUILDERS	1.50	1.50	
09/15/2016	Payment Monies Received		2016-00000595	AMERICAN PRESERVATION BUILDERS	1.50	1.50	
09/15/2016	Payment Monies Received		2016-00000596	AMERICAN PRESERVATION BUILDERS	1.50	1.50	
09/15/2016	Payment Monies Received		2016-00000597	AMERICAN PRESERVATION BUILDERS	1.50	1.50	
09/15/2016	Payment Monies Received		2016-00000598	AMERICAN PRESERVATION BUILDERS	1.50	1.50	
09/15/2016	Payment Monies Received		2016-00000599	AMERICAN PRESERVATION BUILDERS	1.50	1.50	
09/15/2016	Payment Monies Received		2016-00000600	AMERICAN PRESERVATION BUILDERS	1.50	1.50	
09/27/2016	Payment Monies Received		2016-00000613	ALLIANCE RESTORATION AND CONSTRUCTION	18.79	18.79	
09/27/2016	Payment Monies Received		2016-00000670	PEAK CONSTRUCTION	1.50	1.50	
					\$39.79	\$0.00	
Permit Type <b>EXISTING MULTIFM-EXISTING COMMERCIAL</b> Totals							
			15	0	750.00	.00	750.00
CRES-BLDG REPAIR - Commercial Residential Building Repair/Remodel			15	0	750.00	.00	750.00
09/15/2016	Transaction Type		Permit Number	Issued To	Amount	Amount	
09/15/2016	Payment Monies Received		2016-00000588	AMERICAN PRESERVATION BUILDERS	50.00	50.00	
09/15/2016	Payment Monies Received		2016-00000589	AMERICAN PRESERVATION BUILDERS	50.00	50.00	
09/15/2016	Payment Monies Received		2016-00000590	AMERICAN PRESERVATION BUILDERS	50.00	50.00	
09/15/2016	Payment Monies Received		2016-00000591	AMERICAN PRESERVATION BUILDERS	50.00	50.00	
09/15/2016	Payment Monies Received		2016-00000592	AMERICAN PRESERVATION BUILDERS	50.00	50.00	
09/15/2016	Payment Monies Received		2016-00000593	AMERICAN PRESERVATION BUILDERS	50.00	50.00	
09/15/2016	Payment Monies Received		2016-00000594	AMERICAN PRESERVATION BUILDERS	50.00	50.00	
09/15/2016	Payment Monies Received		2016-00000595	AMERICAN PRESERVATION BUILDERS	50.00	50.00	
09/15/2016	Payment Monies Received		2016-00000596	AMERICAN PRESERVATION BUILDERS	50.00	50.00	
09/15/2016	Payment Monies Received		2016-00000597	AMERICAN PRESERVATION BUILDERS	50.00	50.00	
09/15/2016	Payment Monies Received		2016-00000598	AMERICAN PRESERVATION BUILDERS	50.00	50.00	

# Permit Revenue Summary Report

Payment Date Range 09/01/16 - 09/30/16

Detail Listing

Fee Code	Permit Type	Transaction Type	Fee Type	Billing Transactions	Adjustment Transactions	Amount Billed	Adjustments	Net Billed
<b>EXISTING MULTIFM-EXISTING MULTIFAMILY</b>								
Permit Type	CRES-BLDG REPAIR - Commercial Residential Building Repair/Remodel			15	0	750.00	.00	750.00
Date	09/15/2016	Transaction Type					Amount	
	09/15/2016	Payment Monies Received					50.00	
	09/27/2016	Payment Monies Received					50.00	
	09/27/2016	Payment Monies Received					50.00	
	09/27/2016	Payment Monies Received					50.00	
							\$750.00	
<b>EXISTING MULTIFM-EXISTING MULTIFAMILY Totals</b>								
Permit Type	CRES-BLDG SQ FT - Commercial Residential Building Square Footage			1	0	576.30	.00	576.30
Date	09/27/2016	Transaction Type					Amount	
		Payment Monies Received					576.30	
							\$576.30	
<b>EXISTING RES-EXISTING RESIDENTIAL</b>								
Permit Type	1% BBS - 1% BBS			31	0	\$1,366.09	\$0.00	\$1,366.09
Date	09/06/2016	Transaction Type					Amount	
	09/06/2016	Payment Monies Received					.54	
	09/13/2016	Payment Monies Received					.61	
	09/13/2016	Payment Monies Received					.71	
	09/13/2016	Payment Monies Received					.58	
	09/13/2016	Payment Monies Received					.55	
	09/15/2016	Payment Monies Received					.54	
	09/15/2016	Payment Monies Received					.50	
	09/19/2016	Payment Monies Received					.88	
							\$4.91	
								4.91
								\$1,366.09
<b>EXISTING MULTIFM-EXISTING MULTIFAMILY Totals</b>								
Permit Type	RES-BUILD ADD 1 - Residential Building Addition- Single Family			7	0	440.95	.00	440.95
Date	09/06/2016	Transaction Type					Amount	
	09/06/2016	Payment Monies Received					54.00	
	09/13/2016	Payment Monies Received					61.20	
	09/13/2016	Payment Monies Received					70.85	
	09/13/2016	Payment Monies Received					57.50	
	09/13/2016	Payment Monies Received					55.00	
	09/15/2016	Payment Monies Received					54.00	
	09/19/2016	Payment Monies Received					88.40	
							\$440.95	

# Permit Revenue Summary Report

Payment Date Range 09/01/16 - 09/30/16

Detail Listing

Fee Code	Fee Type	Billing Transactions	Adjustment Transactions	Amount Billed	Adjustments	Net Billed
<b>Permit Type EXISTING RES-EXISTING RESIDENTIAL</b>						
RES-BUILD REPAIR - Residential Building Remodel/Repair						
Date	Transaction Type	Permit Number	Issued To	Amount	Amount	
09/15/2016	Payment Monies Received	2016-00000602	L M COMPANIES LLC	50.00	50.00	50.00
				50.00		
				\$50.00		
<b>Permit Type EXISTING RES-EXISTING RESIDENTIAL Totals</b>				<b>\$495.86</b>	<b>\$0.00</b>	<b>\$495.86</b>
<b>Permit Type FIRE ALARM-FIRE ALARM</b>						
3% BBS - 3% BBS						
Date	Transaction Type	Permit Number	Issued To	Amount	Amount	
09/13/2016	Payment Monies Received	2016-00000587	KOORSEN FIRE & SECURITY INC.	10.49	10.49	10.49
				10.49		
				\$10.49		
<b>COM-SUPR SYS RPR - Commercial Suppression Systems</b>				<b>349.70</b>	<b>.00</b>	<b>349.70</b>
Repair/Remodel						
Date	Transaction Type	Permit Number	Issued To	Amount	Amount	
09/13/2016	Payment Monies Received	2016-00000587	KOORSEN FIRE & SECURITY INC.	349.70	349.70	
				\$349.70		
<b>PLAN REVIEW &lt;=3 - Plan Review for 3 or Less Reviews</b>				<b>75.00</b>	<b>.00</b>	<b>75.00</b>
Date	Transaction Type	Permit Number	Issued To	Amount	Amount	
09/13/2016	Payment Monies Received	2016-00000587	KOORSEN FIRE & SECURITY INC.	75.00	75.00	
				75.00		
				\$75.00		
<b>Permit Type FIRE ALARM-FIRE ALARM Totals</b>				<b>\$435.19</b>	<b>\$0.00</b>	<b>\$435.19</b>
<b>Permit Type HVAC COMM-HVAC COMMERCIAL</b>						
3% BBS - 3% BBS						
Date	Transaction Type	Permit Number	Issued To	Amount	Amount	
09/13/2016	Payment Monies Received	2016-00000585	HIGHLAND MECHANICAL	1.50	1.50	
09/23/2016	Payment Monies Received	2016-00000635	WRIGHT HEATING & AIR CONDITIONING	1.50	1.50	
09/23/2016	Payment Monies Received	2016-00000636	WRIGHT HEATING & AIR CONDITIONING	1.50	1.50	
09/23/2016	Payment Monies Received	2016-00000637	WRIGHT HEATING & AIR CONDITIONING	1.50	1.50	
09/23/2016	Payment Monies Received	2016-00000638	WRIGHT HEATING & AIR CONDITIONING	1.50	1.50	
09/23/2016	Payment Monies Received	2016-00000639	WRIGHT HEATING & AIR CONDITIONING	1.50	1.50	
09/23/2016	Payment Monies Received	2016-00000640	WRIGHT HEATING & AIR CONDITIONING	1.50	1.50	
09/23/2016	Payment Monies Received	2016-00000647	GREER HEATING & AIR CONDITIONING	1.50	1.50	
				\$12.00		
<b>Permit Type HVAC COMM-HVAC COMMERCIAL Totals</b>				<b>12.00</b>	<b>.00</b>	<b>12.00</b>
<b>COM-HVAC REPLACE - Commercial HVAC Replacement</b>						
Date	Transaction Type	Permit Number	Issued To	Amount	Amount	
09/13/2016	Payment Monies Received	2016-00000585	HIGHLAND MECHANICAL	50.00	50.00	
09/23/2016	Payment Monies Received	2016-00000635	WRIGHT HEATING & AIR CONDITIONING	50.00	50.00	
09/23/2016	Payment Monies Received	2016-00000636	WRIGHT HEATING & AIR CONDITIONING	50.00	50.00	
09/23/2016	Payment Monies Received	2016-00000637	WRIGHT HEATING & AIR CONDITIONING	50.00	50.00	
09/23/2016	Payment Monies Received	2016-00000638	WRIGHT HEATING & AIR CONDITIONING	50.00	50.00	
<b>COM-HVAC REPLACE - Commercial HVAC Replacement Totals</b>				<b>400.00</b>	<b>.00</b>	<b>400.00</b>

# Permit Revenue Summary Report

Payment Date Range 09/01/16 - 09/30/16

Detail Listing

Fee Code	Permit Type	Transaction Type	Permit Number	Billing Transactions	Adjustment Transactions	Amount Billed	Adjustments	Net Billed
	<b>HVAC COMM-HVAC COMMERCIAL</b>							
	COM-HVAC REPLACE - Commercial HVAC Replacement							
		<i>Transaction Type</i>					<i>Amount</i>	
09/23/2016	Payment Monies Received		2016-00000639	8	0	400.00	.00	400.00
09/23/2016	Payment Monies Received		2016-00000640				50.00	
09/23/2016	Payment Monies Received		2016-00000647				50.00	
							\$400.00	
				16	0	\$412.00	\$0.00	\$412.00
	<b>HVAC COMM-HVAC COMMERCIAL</b>							
	1% BBS - 1% BBS							
		<i>Transaction Type</i>					<i>Amount</i>	
09/01/2016	Payment Monies Received		2016-00000551	14	0	5.35	.00	5.35
09/01/2016	Payment Monies Received		2016-00000557				.35	
09/06/2016	Payment Monies Received		2016-00000569				.35	
09/13/2016	Payment Monies Received		2016-00000584				.35	
09/19/2016	Payment Monies Received		2016-00000617				.35	
09/19/2016	Payment Monies Received		2016-00000619				.50	
09/21/2016	Payment Monies Received		2016-00000580				.35	
09/23/2016	Payment Monies Received		2016-00000632				.35	
09/23/2016	Payment Monies Received		2016-00000633				.35	
09/23/2016	Payment Monies Received		2016-00000634				.35	
09/23/2016	Payment Monies Received		2016-00000641				.50	
09/23/2016	Payment Monies Received		2016-00000642				.35	
09/27/2016	Payment Monies Received		2016-00000667				.35	
09/27/2016	Payment Monies Received		2016-00000668				.50	
							\$5.35	
				11	0	385.00	.00	385.00
	<b>RES-HVAC OWN RPL - Residential HVAC Owner Occupied</b>							
	Replacement							
		<i>Transaction Type</i>					<i>Amount</i>	
09/01/2016	Payment Monies Received		2016-00000551				35.00	
09/01/2016	Payment Monies Received		2016-00000557				35.00	
09/06/2016	Payment Monies Received		2016-00000569				35.00	
09/13/2016	Payment Monies Received		2016-00000584				35.00	
09/19/2016	Payment Monies Received		2016-00000617				35.00	
09/21/2016	Payment Monies Received		2016-00000580				35.00	
09/23/2016	Payment Monies Received		2016-00000632				35.00	
09/23/2016	Payment Monies Received		2016-00000633				35.00	
09/23/2016	Payment Monies Received		2016-00000634				35.00	
09/23/2016	Payment Monies Received		2016-00000642				35.00	
09/27/2016	Payment Monies Received		2016-00000667				35.00	
							\$385.00	

# Permit Revenue Summary Report

Payment Date Range 09/01/16 - 09/30/16

Detail Listing

Fee Code	Permit Type	Fee Type	Billing Transactions	Adjustment Transactions	Amount Billed	Adjustments	Net Billed
<b>HVAC RES-HVAC RESIDENTIAL</b>							
RES-HVAC REPAIR - Residential HVAC Repair/Remodel			3	0	150.00	.00	150.00
Date	Transaction Type	Permit Number	Issued To	Amount			
09/19/2016	Payment Monies Received	2016-00000619	D C HEATING & COOLING INC.	50.00			
09/23/2016	Payment Monies Received	2016-00000641	BRANDON HEATING & AIR CONDITIONING	50.00			
09/27/2016	Payment Monies Received	2016-00000668	GREER HEATING & AIR CONDITIONING	50.00			
				\$150.00			
Permit Type HVAC RES-HVAC RESIDENTIAL Totals			28	0	\$540.35	\$0.00	\$540.35
<b>NEW RES-NEW RESIDENTIAL</b>							
1% BBS - 1% BBS			1	0	3.10	.00	3.10
Date	Transaction Type	Permit Number	Issued To	Amount			
09/19/2016	Payment Monies Received	2016-00000604	CAMDEN BUILDERS INC.	3.10			
				\$3.10			
Permit Type NEW RES-NEW RESIDENTIAL Totals			1	0	720.00	.00	720.00
<b>PARKS &amp; REC - PARKS &amp; REC</b>							
RES- BUILD NEW 1 - Residential Building New Construction-			1	0	309.90	.00	309.90
Single Family			Issued To	Amount			
09/19/2016	Payment Monies Received	2016-00000604	CAMDEN BUILDERS INC.	309.90			
				\$309.90			
Permit Type NEW RES-NEW RESIDENTIAL Totals			3	0	\$1,033.00	\$0.00	\$1,033.00
<b>PLUMB COMM-PLUMBING COMMERCIAL</b>							
3% BBS - 3% BBS			6	0	9.30	.00	9.30
Date	Transaction Type	Permit Number	Issued To	Amount			
09/06/2016	Payment Monies Received	2016-00000568	MACKIN & SONS PLUMBING	1.50			
09/06/2016	Payment Monies Received	2016-00000572	KLINE & KAVALI	1.50			
09/19/2016	Payment Monies Received	2016-00000620	GRABILL PLUMBING & HEATING INC	1.50			
09/19/2016	Payment Monies Received	2016-00000621	STEVE'S PLUMBING	1.50			
09/19/2016	Payment Monies Received	2016-00000622	ZERNECHEL PLUMBING CO, INC	1.50			
09/23/2016	Payment Monies Received	2016-00000646	ALLIED PIPING SYSTEMS LLC	1.80			
				\$9.30			
Permit Type PLUMB COMM-PLUMBING COMMERCIAL Totals			5	0	260.00	.00	260.00
<b>COM-PLUMB REPAIR - Commercial Plumbing Repair/Remodel</b>							
09/06/2016	Payment Monies Received	2016-00000568	MACKIN & SONS PLUMBING	50.00			
09/06/2016	Payment Monies Received	2016-00000572	KLINE & KAVALI	50.00			
09/19/2016	Payment Monies Received	2016-00000620	GRABILL PLUMBING & HEATING INC	50.00			
09/19/2016	Payment Monies Received	2016-00000621	STEVE'S PLUMBING	50.00			

# Permit Revenue Summary Report

Payment Date Range 09/01/16 - 09/30/16

Detail Listing

Fee Code	Permit Type	Transaction Type	Permit Number	Issued To	Billing Transactions	Adjustment Transactions	Amount Billed	Adjustments	Net Billed
	COM-PLUMB COMM-PLUMBING COMMERCIAL								
	COM-PLUMB REPAIR - Commercial Plumbing Repair/Remodel								
		Transaction Type						Amount	
		Payment Monies Received	2016-00000646	ALLIED PIPING SYSTEMS LLC	5	0	260.00	.00	260.00
								Amount	
								60.00	
								\$260.00	
	COM-PLUMB REPLAC - Commercial Plumbing Replacement								
		Transaction Type						Amount	
		Payment Monies Received	2016-00000622	ZERNECHEL PLUMBING CO, INC	1	0	50.00	.00	50.00
								Amount	
								50.00	
								\$50.00	
					12	0	\$319.30	\$0.00	\$319.30
					Permit Type <b>PLUMB COMM-PLUMBING COMMERCIAL</b> Totals				
	1% BBS - 1% BBS								
		Transaction Type						Amount	
		Payment Monies Received	2016-00000554	K & K PLUMBING	7	0	3.25	.00	3.25
			2016-00000556	RICHARD F SCHMIDT PLUMBING INC				.50	
			2016-00000581	APPC PLUMBING SERVICES				.35	
			2016-00000609	HAGAN HEATING & PLUMBING				.35	
			2016-00000618	APPC PLUMBING SERVICES				.35	
			2016-00000644	APPC PLUMBING SERVICES				.35	
			2016-00000645	HORNING PLUMBING LLC				.50	
								\$3.25	
	RES-PLUMB OWN RP - Residential Plumbing Owner Occupied								
		Transaction Type						Amount	
		Payment Monies Received	2016-00000556	RICHARD F SCHMIDT PLUMBING INC	5	0	175.00	.00	175.00
			2016-00000581	APPC PLUMBING SERVICES				35.00	
			2016-00000609	HAGAN HEATING & PLUMBING				35.00	
			2016-00000618	APPC PLUMBING SERVICES				35.00	
			2016-00000644	APPC PLUMBING SERVICES				35.00	
								\$175.00	
	RES-PLUMB REPAIR - Residential Plumbing Repair/Remodel								
		Transaction Type						Amount	
		Payment Monies Received	2016-00000554	K & K PLUMBING	3	0	150.00	.00	150.00
			2016-00000556	RICHARD F SCHMIDT PLUMBING INC				50.00	
			2016-00000645	HORNING PLUMBING LLC				50.00	
								\$150.00	
					15	0	\$328.25	\$0.00	\$328.25
					Permit Type <b>PLUMB RES-PLUMBING RESIDENTIAL</b> Totals				

# Permit Revenue Summary Report

Payment Date Range 09/01/16 - 09/30/16

Detail Listing

Fee Code	Fee Type	Billing Transactions	Adjustment Transactions	Amount Billed	Adjustments	Net Billed
<b>Permit Type SIGN/AWNINGS-SIGN/AWNINGS</b>						
3% BBS - 3% BBS						
09/13/2016	Transaction Type Payment Monies Received	Permit Number 2016-00000472	Issued To WATKINS LIGHTING & SIGN	1.50	Amount 1.50	1.50
					\$1.50	
<b>COM-SIGN/AWN/CAN - Commercial Signs Awnings Canopies</b>						
09/13/2016	Transaction Type Payment Monies Received	Permit Number 2016-00000472	Issued To WATKINS LIGHTING & SIGN	50.00	Amount 50.00	50.00
					\$50.00	
<b>COM-ZONING P5IGN - Commercial Zoning Permanent Signs</b>						
09/13/2016	Transaction Type Payment Monies Received	Permit Number 2016-00000472	Issued To WATKINS LIGHTING & SIGN	150.00	Amount 100.00	150.00
09/19/2016	Transaction Type Payment Monies Received	Permit Number 2016-00000610	Church of Christ Trustees		50.00	
					\$150.00	
<b>COM-ZONING T5IGN - Commercial Zoning Temporary Signs</b>						
09/27/2016	Transaction Type Payment Monies Received	Permit Number 2016-00000649	Issued To COUNCIL ROCK INC	25.00	Amount 25.00	25.00
					\$25.00	
<b>PLAN REVIEW &lt;=3 - Plan Review for 3 or Less Reviews</b>						
09/13/2016	Transaction Type Payment Monies Received	Permit Number 2016-00000472	Issued To WATKINS LIGHTING & SIGN	75.00	Amount 37.50	75.00
09/13/2016	Transaction Type Payment Monies Received	Permit Number 2016-00000472	WATKINS LIGHTING & SIGN		37.50	
					\$75.00	
<b>Permit Type SIGN/AWNINGS-SIGN/AWNINGS Totals</b>						
				\$301.50	\$0.00	\$301.50
<b>Permit Type SUBDIVISION-SUBDIVISION</b>						
<b>MIN SUB PLAT - MINOR SUBDIVISION PLAT</b>						
09/19/2016	Transaction Type Payment Monies Received	Permit Number 2016-00000089	Issued To SHERYL L CARPENTER	30.00	Amount 30.00	30.00
					\$30.00	
<b>Permit Type SUBDIVISION-SUBDIVISION Totals</b>						
				\$30.00	\$0.00	\$30.00
<b>Permit Type ZONING-ZONING</b>						
<b>COM-ZONING ADD - Commercial Zoning Addition</b>						
09/08/2016	Transaction Type Payment Monies Received	Permit Number 2016-00000573	Issued To MRF MACHINE & HYDRAULICS INC	370.55	Amount 220.00	370.55
09/19/2016	Transaction Type Payment Monies Received	Permit Number 2016-00000583	METIS CONSTRUCTION SERVICES		150.55	
					\$370.55	
<b>COM-ZONING T5IGN - Commercial Zoning Temporary Signs</b>						
09/15/2016	Transaction Type Payment Monies Received	Permit Number 2016-00000606	Issued To KENT INVESTORS LLC	25.00	Amount 25.00	25.00



# Permit Revenue Summary Report

Payment Date Range 09/01/16 - 09/30/16

Detail Listing

Fee Code	Permit Type	ZONING	Fee Type	Billing Transactions	Adjustment Transactions	Amount Billed	Adjustments	Net Billed
<b>RES-ZONING - Residential Zoning Fence Pool Etc</b>								
				7	0	175.00	\$25.00	175.00
<i>Date</i>	<i>Transaction Type</i>	<i>Permit Number</i>	<i>Issued To</i>			<i>Amount</i>		
09/06/2016	Payment Monies Received	2016-00000567	ALPINE STRUCTURES LLC			25.00		
09/08/2016	Payment Monies Received	2016-00000574	LAWRENCE J & ANNE M			25.00		
09/08/2016	-Payment Monies Received	2016-00000575	NICHOLS FENCE CO			25.00		
09/13/2016	Payment Monies Received	2016-00000563	MICKS FENCING			25.00		
09/13/2016	Payment Monies Received	2016-00000586	JACK E II & CHERYL L			25.00		
09/15/2016	Payment Monies Received	2016-00000607	NICHOLS FENCE CO			25.00		
09/27/2016	Payment Monies Received	2016-00000648	ACME FENCE & LUMBER CO			25.00		
							\$175.00	
<b>RES-ZONING ADD - Residential Zoning Addition</b>								
				5	0	125.00	.00	125.00
<i>Date</i>	<i>Transaction Type</i>	<i>Permit Number</i>	<i>Issued To</i>			<i>Amount</i>		
09/06/2016	Payment Monies Received	2016-00000565	ARM CONSTRUCTION LLC			25.00		
09/13/2016	Payment Monies Received	2016-00000560	M & M CONSTRUCTION & LANDSCAPE			25.00		
09/13/2016	Payment Monies Received	2016-00000562	NOE CONSTRUCTION			25.00		
09/13/2016	Payment Monies Received	2016-00000577	D S SAUNDERS & COMPANY			25.00		
09/19/2016	Payment Monies Received	2016-00000615	BRIAN D LANGSTON			25.00		
							\$125.00	
<b>RES-ZONING NEW - Residential Zoning New</b>								
				1	0	75.00	.00	75.00
<i>Date</i>	<i>Transaction Type</i>	<i>Permit Number</i>	<i>Issued To</i>			<i>Amount</i>		
09/19/2016	Payment Monies Received	2016-00000605	CAMDEN BUILDERS INC.			75.00		
							\$75.00	
<b>Permit Type ZONING-ZONING Totals</b>				16	0	\$770.55	\$0.00	\$770.55
<b>Grand Totals</b>				225	0	\$23,832.40	\$0.00	\$23,832.40

# Case by Inspector Report

Date Type: Open Date

From Date: 09/01/2016 - To Date: 09/30/2016

Case Type	Case Number	Status/Priority	Description	Case Date	Resolution Date	Open Period In Days	Reported By	Location
Inspector:	Paul Bauer							
VEGETATION	2016-00000873	Active	brush blocking walk	09/01/2016		32	Paul J. Bauer	704 VINE ST KENT, OH 44240
ZONING-ROOMING HOUSE	2016-00000879	Active	3 unrelated in unit of duplex	09/02/2016		31	Paul J. Bauer	1611 ATHENA DR KENT, OH 44240
UNSHELTERED STORAGE-VEHICLE	2016-00000881	Active	2 vehicles	09/02/2016		31	Paul J. Bauer	333 HARRIS ST KENT, OH 44240
UNSHELTERED STORAGE-DEBRIS	2016-00000896	Active	furniture, toilet, junk on tree lawn	09/07/2016		26	Paul J. Bauer	1660 OLYMPUS DR KENT, OH 44240
PROPERTY MAINTENANCE	2016-00000913	Active	overflowing gutters	09/12/2016		21	Larry Beck, neighbor	711 STEELE ST KENT, OH 44240
PROPERTY MAINTENANCE	2016-00000915	Active	boarded front window	09/12/2016		21	Paul J. Bauer	312 E MAIN ST KENT, OH 44240
ZONING-ROOMING HOUSE	2016-00000921	Active	possible rooming house, duplex	09/13/2016		20	caller	540 MILLER AVE KENT, OH 44240
PROPERTY MAINTENANCE	2016-00000922	Active	graffiti	09/13/2016		20	Paul J. Bauer	430 E MAIN ST KENT, OH 44240
PROPERTY MAINTENANCE	2016-00000924	Active	garage roof tarped	09/13/2016		20	Paul J. Bauer	208 E WILLIAMS ST KENT, OH 44240
PROPERTY MAINTENANCE	2016-00000932	Active	front gutter down garage roof hole, garage windows	09/15/2016		18	Paul J. Bauer	723 AKRON BLVD KENT, OH 44240
ZONING	2016-00000934	Active	temporary fence	09/15/2016		18	Paul J. Bauer	319 RIVERSIDE CT KENT, OH 44240
ZONING-ROOMING HOUSE	2016-00000937	Active	multiple overnight vehicles per neighbor	09/16/2016		17	Paul J. Bauer	599 WOODSIDE DR KENT, OH 44240
UNSHELTERED STORAGE-DEBRIS	2016-00000939	Active	trash, broken window	09/16/2016		17	Paul J. Bauer	211 SHERMAN ST KENT, OH 44240
PROPERTY MAINTENANCE	2016-00000948	Active	hole in garage roof	09/19/2016		14	Paul J. Bauer	413 STINAFF ST KENT, OH 44240
VEGETATION	2016-00000954	Active	tall grass	09/19/2016		14	Marc Gross	141 CRAIN AVE KENT, OH 44240
ZONING-ROOMING HOUSE	2016-00000955	Active	3 unrelated in unit of duplex	09/20/2016		13	Paul J. Bauer	1683 OLYMPUS DR KENT, OH 44240
ZONING-ROOMING HOUSE	2016-00000956	Active	3 unrelated in unit of duplex	09/20/2016		13	Paul J. Bauer	1685 OLYMPUS DR KENT, OH 44240
VEGETATION	2016-00000957	Active	tall grass	09/20/2016		13	Paul J. Bauer	0 STRT 43 KENT, OH 44240

# Case by Inspector Report

Date Type: Open Date

From Date: 09/30/2016 - To Date: 09/30/2016

Case Type	Case Number	Status/Priority	Description	Case Date	Resolution Date	Open Period In Days	Reported By	Location
PROPERTY MAINTENANCE	2016-00000959	Active	bad steps to upper unit, downspouts, hole in siding	09/20/2016		13	Paul J. Bauer	134 UNIVERSITY DR KENT, OH 44240
PROPERTY MAINTENANCE	2016-00000961	Active	clogged gutters, trash on li	09/20/2016		13	WebQA	519 MILLER AVE KENT, OH 44240
PROPERTY MAINTENANCE	2016-00000964	Active	repair/demo garage, replace front steps	09/21/2016		12	Paul J. Bauer	303 CHERRY ST KENT, OH 44240
VEGETATION	2016-00000965	Active	tall grass	09/21/2016		12	Paul J. Bauer	245 CHERRY ST KENT, OH 44240
PROPERTY MAINTENANCE	2016-00000967	Active	fence panel down	09/22/2016		11	Paul J. Bauer	161 CURRIE HALL PKWY KENT, OH 44240
VEGETATION	2016-00000969	Active	tall grass	09/22/2016		11	Paul J. Bauer	1178 MIDDLEBURY RD KENT, OH 44240
PROPERTY MAINTENANCE	2016-00000970	Active	trash, beeping smoke alarm, foundation gaps	09/22/2016		11	mailman	210 E GRANT ST KENT, OH 44240
UNSHELTERED STORAGE-DEBRIS	2016-00000972	Active	trash on li	09/23/2016		10	Paul J. Bauer	1639 OLYMPUS DR KENT, OH 44240
UNSHELTERED STORAGE-DEBRIS	2016-00000973	Active	yard sale junk	09/22/2016		11	caller	652 MAE ST KENT, OH 44240
UNSHELTERED STORAGE-VEHICLE	2016-00000974	Active	blue Accord exp tags	09/26/2016		7	Paul J. Bauer	308 W OAK ST KENT, OH 44240
UNSHELTERED STORAGE-VEHICLE	2016-00000975	Active	white Buick, no tags	09/26/2016		7	Paul J. Bauer	312 W OAK ST KENT, OH 44240
PROPERTY MAINTENANCE	2016-00000976	Active	tarped roof	09/26/2016		7	Paul J. Bauer	312 W OAK ST KENT, OH 44240
UNSHELTERED STORAGE-VEHICLE	2016-00000977	Active	red Cavalier w/out tags	09/26/2016		7	Paul J. Bauer	911 WALNUT ST KENT, OH 44240
PROPERTY MAINTENANCE	2016-00000978	Active	gutters clogged, downspouts disconnected	09/27/2016		6	Paul J. Bauer	266 COLUMBUS ST KENT, OH 44240
UNSHELTERED STORAGE-DEBRIS	2016-00000979	Active	trash, beer cans, litter	09/27/2016		6	Paul J. Bauer	244 E MAIN ST KENT, OH 44240
VEGETATION	2016-00000980	Active	tall grass	09/27/2016		6	Paul J. Bauer	228 DODGE ST KENT, OH 44240
ZONING-ROOMING HOUSE	2016-00000981	Active	3-4 cars most mornings	09/30/2016		3	Paul J. Bauer	205 SHERMAN ST KENT, OH 44240
ZONING-ROOMING HOUSE	2016-00000982	Active	3-6 cars most mornings	09/30/2016		3	Paul J. Bauer	324 E COLLEGE CT KENT, OH 44240

# Case by Inspector Report

Date Type: Open Date

From Date: 09/01/2016 - To Date: 09/30/2016

Case Type	Case Number	Status/Priority	Description	Case Date	Resolution Date	Open Period in Days	Reported By	Location
ZONING-ROOMING HOUSE	2016-00000983	Active	3-4 cars most mornings	09/30/2016		3	Paul J. Bauer	328 E COLLEGE CT KENT, OH 44240
VEGETATION	2016-00000987	Active	hedges at corner obstructing vision	09/30/2016		3	caller	563 RELLIM DR KENT, OH 44240
VEGETATION	2016-00000988	Active	hedges blocking visibility at corner lot	09/30/2016		3	caller	500 E SCHOOL ST KENT, OH 44240
UNSHELTERED STORAGE-DEBRIS	2016-00000993	Active	beer cans, litter	09/30/2016		3	Paul J. Bauer	114 LINDEN RD KENT, OH 44240
UPHOLSTERED FURNITURE OUTDOORS	2016-00000994	Active	ripped up furniture left in driveway	09/30/2016		3	Paul J. Bauer	1028 LAKE ST KENT, OH 44240
PROPERTY MAINTENANCE	2016-00000997	Active	boarded up window	09/30/2016		3	Paul J. Bauer	703 AKRON BLVD KENT, OH 44240
Paul Bauer Totals:		42 Case(s)						
Grand Totals:		42 Case(s)						

**City of Kent  
Income Tax Division**

---

**August 31, 2016**

**Income Tax Receipts Comparison - ( Excluding 0.25% Police Facility Receipts )**

**Monthly Receipts**

Total receipts for the month of August, 2016	\$1,219,361
Total receipts for the month of August, 2015	\$1,126,103
Total receipts for the month of August, 2014	\$997,630

**Year-to-date Receipts and Percent of Total Annual Receipts Collected**

	<u>Year-to-date Actual</u>	<u>Percent of Annual</u>
Total receipts January 1 through August 31, 2016	\$9,607,073	67.97%
Total receipts January 1 through August 31, 2015	\$10,015,961	68.64%
Total receipts January 1 through August 31, 2014	\$8,620,460	65.81%

**Year-to-date Receipts Through August 31, 2016 - Budget vs. Actual**

<u>Year</u>	<u>Annual Budgeted Receipts</u>	<u>Revised Budgeted Receipts</u>	<u>Year-to-date Actual Receipts</u>	<u>Percent Collected</u>	<u>Percent Remaining</u>
2016	\$ 14,133,510	\$ 14,133,510	\$ 9,607,073	67.97%	32.03%

**Comparisons of Total Annual Receipts for Previous Eight Years**

<u>Year</u>	<u>Total Receipts</u>	<u>Percent Change From Prior Year</u>
2008	\$ 10,712,803	1.63%
2009	\$ 10,482,215	-2.15%
2010	\$ 10,453,032	-0.28%
2011	\$ 10,711,766	2.48%
2012	\$ 12,063,299	12.62%
2013	\$ 12,397,812	2.77%
2014	\$ 13,099,836	5.66%
2015	\$ 14,592,491	11.39%

Submitted by



Director of Budget and Finance

**2016 CITY OF KENT, OHIO**  
**Comparison of Income Tax Receipts**  
**(Excluding 0.25% Police Facility Receipts)**  
**as of Month Ended August 31, 2016**

<b>Monthly Receipts</b>				<b>Comparisons</b>	
<b>Month</b>	<b>2014</b>	<b>2015</b>	<b>2016</b>	<b>Amount</b>	<b>Percent Change</b>
January	\$ 935,222	\$ 1,133,206	\$ 1,154,690	\$ 21,484	1.90%
February	992,427	1,025,924	1,099,532	73,608	7.17%
March	1,027,737	1,092,324	1,182,357	90,032	8.24%
April	1,393,884	1,432,498	1,413,680	(18,818)	-1.31%
May	1,029,906	1,188,681	1,226,790	38,109	3.21%
June	1,170,257	1,172,480	1,239,820	67,340	5.74%
July	1,073,397	1,844,744	1,070,843	(773,901)	-41.95%
August	997,630	1,126,103	1,219,361	93,258	8.28%
September	983,247	934,913			
October	1,138,675	1,148,218			
November	1,152,778	1,262,728			
December	1,204,676	1,230,671			
Totals	\$ 13,099,836	\$ 14,592,491	\$ 9,607,073		

<b>Year-to-Date Receipts</b>				<b>Comparisons</b>	
<b>Month</b>	<b>2014</b>	<b>2015</b>	<b>2016</b>	<b>Amount</b>	<b>Percent Change</b>
January	\$ 935,222	\$ 1,133,206	\$ 1,154,690	\$ 21,484	1.90%
February	1,927,649	2,159,130	2,254,221	95,091	4.40%
March	2,955,386	3,251,454	3,436,578	185,124	5.69%
April	4,349,270	4,683,953	4,850,258	166,305	3.55%
May	5,379,176	5,872,634	6,077,048	204,414	3.48%
June	6,549,433	7,045,114	7,316,868	271,754	3.86%
July	7,622,830	8,889,858	8,387,712	(502,147)	-5.65%
August	8,620,460	10,015,961	9,607,073	(408,888)	-4.08%
September	9,603,707	10,950,874			
October	10,742,382	12,099,092			
November	11,895,160	13,361,820			
December	13,099,836	14,592,491			
Totals	\$ 13,099,836	\$ 14,592,491			

**2016 CITY OF KENT, OHIO**  
**Comparison of Income Tax Receipts from Kent State University**  
**(Excluding 0.25% Police Facility Receipts)**  
**as of Month Ended August 31, 2016**

<b>Monthly Receipts</b>				<b>Comparisons</b>	
<b>Month</b>	<b>2014</b>	<b>2015</b>	<b>2016</b>	<b>Amount</b>	<b>Percent Change</b>
January	\$ 397,519	\$ 414,915	\$ 421,390	\$ 6,475	1.56%
February	361,700	380,146	385,108	4,962	1.31%
March	404,469	419,335	442,123	22,788	5.43%
April	412,661	421,050	422,702	1,652	0.39%
May	396,992	410,426	459,795	49,369	12.03%
June	425,614	445,804	410,589	(35,214)	-7.90%
July	374,686	389,954	0	(389,954)	-100.00%
August	389,902	400,211	808,425	408,214	102.00%
September	332,001	336,026			
October	407,748	407,766			
November	456,507	466,654			
December	418,293	424,587			
<b>Totals</b>	<b>\$ 4,778,094</b>	<b>\$ 4,916,874</b>	<b>\$ 3,350,133</b>		

<b>Year-to-Date Receipts</b>				<b>Comparisons</b>	
<b>Month</b>	<b>2014</b>	<b>2015</b>	<b>2016</b>	<b>Amount</b>	<b>Percent Change</b>
January	\$ 397,519	\$ 414,915	\$ 421,390	\$ 6,475	1.56%
February	759,219	795,061	806,499	11,437	1.44%
March	1,163,689	1,214,397	1,248,622	34,225	2.82%
April	1,576,350	1,635,447	1,671,324	35,877	2.19%
May	1,973,342	2,045,873	2,131,119	85,246	4.17%
June	2,398,956	2,491,676	2,541,708	50,032	2.01%
July	2,773,643	2,881,630	2,541,708	(339,922)	-11.80%
August	3,163,545	3,281,842	3,350,133	68,292	2.08%
September	3,495,546	3,617,868			
October	3,903,294	4,025,633			
November	4,359,801	4,492,287			
December	4,778,094	4,916,874			
<b>Totals</b>	<b>\$ 4,778,094</b>	<b>\$ 4,916,874</b>			

**2016 CITY OF KENT, OHIO**  
**Comparison of Income Tax Receipts from Kent State University**  
**(Excluding 0.25% Police Facility Receipts)**

**Comparisons of Total Annual Receipts for Previous Eight Years**

<b>Year</b>	<b>Total Receipts</b>	<b>Percent Change</b>
2008	\$ 3,919,539	5.71%
2009	\$ 4,090,788	4.37%
2010	\$ 4,267,465	4.32%
2011	\$ 4,246,372	-0.49%
2012	\$ 4,436,666	4.48%
2013	\$ 4,603,095	3.75%
2014	\$ 4,778,094	3.80%
2015	\$ 4,916,874	2.90%



**2016 CITY OF KENT, OHIO**  
**Comparison of Income Tax Receipts**  
**Police Facility Dedicated Income Tax Receipts - 1/9 of Total ( 0.25% )**  
**as of Month Ended August 31, 2016**

<b>Monthly Receipts</b>				<b>Comparisons</b>	
<b>Month</b>	<b>2014</b>	<b>2015</b>	<b>2016</b>	<b>Amount</b>	<b>Percent Change</b>
January	\$ 116,890	\$ 141,635	\$ 144,319	\$ 2,684	1.90%
February	124,039	128,226	137,426	9,200	7.17%
March	128,453	136,525	147,779	11,254	8.24%
April	174,216	179,042	176,690	(2,352)	-1.31%
May	128,723	148,568	153,332	4,763	3.21%
June	146,266	146,544	154,960	8,417	5.74%
July	134,159	230,567	133,840	(96,727)	-41.95%
August	124,690	140,747	152,403	11,656	8.28%
September	122,892	116,851			
October	142,318	143,511			
November	144,081	157,823			
December	150,569	153,817			
Totals	\$ 1,637,295	\$ 1,823,856	\$ 1,200,749		

<b>Year-to-Date Receipts</b>				<b>Comparisons</b>	
<b>Month</b>	<b>2014</b>	<b>2015</b>	<b>2016</b>	<b>Amount</b>	<b>Percent Change</b>
January	\$ 116,890	\$ 141,635	\$ 144,319	\$ 2,684	1.90%
February	\$ 240,929	\$ 269,861	281,745	11,884	4.40%
March	\$ 369,382	\$ 406,386	429,524	23,138	5.69%
April	\$ 543,598	\$ 585,428	606,214	20,786	3.55%
May	\$ 672,321	\$ 733,997	759,546	25,549	3.48%
June	\$ 818,586	\$ 880,540	914,506	33,965	3.86%
July	\$ 952,745	\$ 1,111,107	1,048,346	(62,761)	-5.65%
August	\$ 1,077,435	\$ 1,251,854	1,200,749	(51,105)	-4.08%
September	\$ 1,200,327	\$ 1,368,705			
October	\$ 1,342,645	\$ 1,512,216			
November	\$ 1,486,726	\$ 1,670,040			
December	\$ 1,637,295	\$ 1,823,856			
Totals	\$ 1,637,295	\$ 1,823,856			

**2016 CITY OF KENT, OHIO**  
**Comparison of Total Income Tax Receipts - Including Police Facility Receipts**  
**as of Month Ended August 31, 2016**

<b>Monthly Receipts</b>				<b>Comparisons</b>	
<b>Month</b>	<b>2014</b>	<b>2015</b>	<b>2016</b>	<b>Amount</b>	<b>Percent Change</b>
January	\$ 1,052,112	\$ 1,274,841	\$ 1,299,009	\$ 24,168	1.90%
February	1,116,466	1,154,150	1,236,958	82,807	7.17%
March	1,156,190	1,228,849	1,330,135	101,285	8.24%
April	1,568,100	1,611,541	1,590,370	(21,170)	-1.31%
May	1,158,629	1,337,250	1,380,122	42,872	3.21%
June	1,316,523	1,319,024	1,394,780	75,756	5.74%
July	1,207,556	2,075,311	1,204,684	(870,627)	-41.95%
August	1,122,320	1,266,850	1,371,764	104,914	8.28%
September	1,106,139	1,051,764			
October	1,280,993	1,291,729			
November	1,296,859	1,420,551			
December	1,355,243	1,384,487			
<b>Totals</b>	<b>\$ 14,737,131</b>	<b>\$ 16,416,347</b>	<b>\$ 10,807,822</b>		

<b>Year-to-Date Receipts</b>				<b>Comparisons</b>	
<b>Month</b>	<b>2014</b>	<b>2015</b>	<b>2016</b>	<b>Amount</b>	<b>Percent Change</b>
January	\$ 1,052,112	\$ 1,274,841	\$ 1,299,009	\$ 24,168	1.90%
February	2,168,578	2,428,991	2,535,967	106,976	4.40%
March	3,324,768	3,657,840	3,866,102	208,261	5.69%
April	4,892,868	5,269,381	5,456,472	187,091	3.55%
May	6,051,497	6,606,631	6,836,594	229,963	3.48%
June	7,368,020	7,925,654	8,231,374	305,719	3.86%
July	8,575,576	10,000,966	9,436,058	(564,908)	-5.65%
August	9,697,896	11,267,815	10,807,822	(459,994)	-4.08%
September	10,804,035	12,319,580			
October	12,085,028	13,611,309			
November	13,381,888	15,031,860			
December	14,737,131	16,416,347			
<b>Totals</b>	<b>\$ 14,737,131</b>	<b>\$ 16,416,347</b>			

\$260,000.00  
2.307%

## KENT HEALTH DEPARTMENT STATISTICAL REPORT 2016

3. A.

	Aug 2016	YTD 2016	Aug 2015	YTD 2015
<b>HEALTH DEPT. \$ COLLECTED</b>				
FamAbuse fund	\$ 1,173.00	\$ 9,156.04	\$ 1,003.51	\$ 8,557.53
Vital Stats Rev.	\$ 6,647.00	\$ 51,926.50	\$ 5,686.50	\$ 48,492.50
Child Abuse	\$ 2,346.00	\$ 18,326.46	\$ 2,006.99	\$ 17,114.97
State VS	\$ 7,038.00	\$ 54,990.00	\$ 6,021.00	\$ 51,345.00
B Perm Rev	\$ 22.50	\$ 225.50	\$ 24.50	\$ 221.50
B Perm State	\$ 112.50	\$ 1,130.00	\$ 122.50	\$ 1,107.50
Food Estab.	\$ 200.00	\$ 24,821.25	\$ 1,456.00	\$ 23,266.25
Food Service	\$ 1,910.00	\$ 73,596.75	\$ 1,088.00	\$ 70,122.50
SolWst Tickets	\$ 0.00	\$ 410.00	\$ 0.00	\$ 900.00
Housing	\$ 13,770.00	\$ 83,310.00	\$ 21,457.50	\$ 89,115.75
Swim Pools	\$ 0.00	\$ 8,102.50	\$ 0.00	\$ 6,765.00
SolWst(Trks)	\$ 0.00	\$ 2,350.00	\$ 100.00	\$ 2,500.00
Tattoo Parlors	\$ 700.00	\$ 800.00	\$ 0.00	\$ 1,050.00
*Misc(Xerox, etc.)	\$ 0.00	\$ 750.00	\$ 2,766.66	\$ 3,858.66
Trash Tickets	\$ 60.00	\$ 14,681.50	\$ 400.00	\$ 620.00
MAC Claiming	\$ 5,452.32	\$ 15,917.94	\$ 6,240.17	\$ 18,391.71
Tobacco Grant	\$ 0.00	\$ 14,300.00	\$ 0.00	\$ 0.00
**ST Subsidy	\$ 0.00	\$ 22,882.00	\$ 0.00	\$ 25,259.00
<b>TOTAL COLLECTED</b>	<b>\$ 39,431.32</b>	<b>\$ 397,676.44</b>	<b>\$ 48,373.33</b>	<b>\$ 368,687.87</b>
<b>TO STATE</b>				
FamAbuse fund	\$ 1,137.80	\$ 7,916.62	\$ 973.39	\$ 8,300.71
Food Estabs	\$ 0.00	\$ 1,540.00	\$ 56.00	\$ 1,568.00
Bur.Permits	\$ 112.50	\$ 1,130.00	\$ 122.50	\$ 1,107.50
Child Abuse	\$ 2,275.60	\$ 17,775.65	\$ 1,946.78	\$ 16,601.49
State VS QTRLY	\$ 7,038.00	\$ 54,990.00	\$ 6,021.00	\$ 51,345.00
Food Service	\$ 0.00	\$ 4,030.00	\$ 28.00	\$ 4,080.00
Food Vendors*	\$ 0.00	\$ 0.00	\$ 0.00	\$ 132.00
Swim Pools	\$ 0.00	\$ 1,365.00	\$ 0.00	\$ 1,365.00
Wells	\$ 0.00	\$ 0.00	\$ 0.00	\$ 0.00
<b>TOTAL</b>	<b>\$ 10,563.90</b>	<b>\$ 88,747.27</b>	<b>\$ 9,147.67</b>	<b>\$ 84,499.70</b>
<b>TOTAL ASSETS</b>	<b>\$ 28,867.42</b>	<b>\$ 308,929.17</b>	<b>\$ 39,225.66</b>	<b>\$ 284,188.17</b>
+Admin fee to Vital Stats	\$ 105.59	\$ 824.53	\$ 90.34	\$ 770.33
-3% FamAbuse	\$ 35.21	\$ 274.76	\$ 30.13	\$ 256.88
-3% ChildAbuse	\$ 70.38	\$ 549.77	\$ 60.21	\$ 513.45

**STATISTICAL REPORT Cont.**

**Aug 2016**

**YTD 2016**

**Aug 2015**

**YTD 2015**

**PERMIT/lic.**

Food Estabs	0	49	2	57
Food Service ()	0	135	1	138
FS Vending	0	23	0	22
Home Sewage	0	0	0	0
Housing	31	203	33	189
Solid Waste	0	42	1	11
Swim Pools	0	18	0	19
Septic Haul.	0	0	0	0
Tattoo Parlors	0	4	0	3
Other	0	0	0	0
<b>TOTAL</b>	<b>31</b>	<b>474</b>	<b>37</b>	<b>439</b>

**MOSQ.CONT.**

Larvacide Hrs.	0.0	0.0	0.0	0.0
Adulticide Hrs.	0.0	0.0	0.0	0.0
Tot Man Hrs	0.0	256.5	81.0	429.0

**COMPLAINTS**

Received	6	56	18	143
Abated	8	52	19	127

**LEGAL.COMPL.**

Filed	0	0	0	1
Pre-trials	0	0	0	1
Trials	0	0	0	0

**COMM.DISEASE**

20	77	11	66
----	----	----	----

**IMMUNIZATIONS**

54	179	17	93
----	-----	----	----

**BIRTH Copies issued**

382	2651	326	2440
-----	------	-----	------

**DEATH Copies issued**

400	3458	343	3265
-----	------	-----	------

# KENT HEALTH DEPARTMENT STATISTICAL REPORT 2016

3. A.

	Sept. 2016	YTD 2016	Sept. 2015	YTD 2015
<b>HEALTH DEPT. \$ COLLECTED</b>				
FamAbuse fund	\$ 1,068.00	\$ 10,224.04	\$ 1,129.52	\$ 9,687.05
Vital Stats Rev.	\$ 6,052.00	\$ 57,978.50	\$ 6,455.00	\$ 54,947.50
Child Abuse	\$ 2,136.00	\$ 20,462.46	\$ 2,258.98	\$ 19,373.95
State VS	\$ 6,408.00	\$ 61,398.00	\$ 6,722.50	\$ 58,067.50
B Perm Rev	\$ 27.00	\$ 252.50	\$ 33.50	\$ 255.00
B Perm State	\$ 135.00	\$ 1,265.00	\$ 167.50	\$ 1,275.00
Food Estab.	\$ 238.00	\$ 25,059.25	\$ 150.00	\$ 23,416.25
Food Service	\$ 2,842.00	\$ 76,438.75	\$ 675.00	\$ 70,797.50
SolWst Tickets	\$ 0.00	\$ 410.00	\$ 0.00	\$ 900.00
Housing	\$ 11,222.50	\$ 94,532.50	\$ 11,153.75	\$ 100,269.50
Swim Pools	\$ 0.00	\$ 8,102.50	\$ 0.00	\$ 6,765.00
SolWst(Trks)	\$ 600.00	\$ 2,950.00	\$ 0.00	\$ 2,500.00
Tattoo Parlors	\$ 0.00	\$ 800.00	\$ 0.00	\$ 1,050.00
*Misc(Xerox, etc.)	\$ 7,090.75	\$ 7,840.75	\$ 4,883.82	\$ 8,742.48
Trash & Housing fines	\$ 80.00	\$ 14,761.50	\$ 210.00	\$ 830.00
MAC Claiming	\$ 0.00	\$ 15,917.94	\$ 6,240.17	\$ 24,631.88
Tobacco Grant	\$ 0.00	\$ 14,300.00	\$ 0.00	\$ 0.00
**ST Subsidy	\$ 0.00	\$ 22,882.00	\$ 0.00	\$ 25,259.00
<b>TOTAL COLLECTED</b>	<b>\$ 37,899.25</b>	<b>\$ 435,575.69</b>	<b>\$ 40,079.74</b>	<b>\$ 408,767.61</b>
* Mosquito Contract				
<b>TO STATE</b>				
FamAbuse fund	\$ 1,035.96	\$ 8,952.58	\$ 1,095.62	\$ 9,396.33
Food Estabs	\$ 28.00	\$ 1,568.00	\$ 0.00	\$ 1,568.00
Bur.Permits	\$ 135.00	\$ 1,265.00	\$ 167.50	\$ 1,275.00
Child Abuse	\$ 2,071.91	\$ 19,847.56	\$ 2,191.21	\$ 18,792.70
State VS QTRLY	\$ 6,408.00	\$ 61,398.00	\$ 6,722.50	\$ 58,067.50
Food Service	\$ 2,730.00	\$ 6,760.00	\$ 0.00	\$ 4,080.00
Food Vendors	\$ 0.00	\$ 0.00	\$ 0.00	\$ 132.00
Swim Pools	\$ 0.00	\$ 1,365.00	\$ 0.00	\$ 1,365.00
Wells	\$ 0.00	\$ 0.00	\$ 0.00	\$ 0.00
<b>TOTAL</b>	<b>\$ 12,408.87</b>	<b>\$ 101,156.14</b>	<b>\$ 10,176.83</b>	<b>\$ 94,676.53</b>
<b>TOTAL ASSETS</b>	<b>\$ 25,490.38</b>	<b>\$ 334,419.55</b>	<b>\$ 29,902.91</b>	<b>\$ 314,091.08</b>
+Admin fee to Vital Stats	\$ 96.12	\$ 920.65	\$ 101.66	\$ 871.99
-3% FamAbuse	\$ 32.04	\$ 306.80	\$ 33.89	\$ 290.77
-3% ChildAbuse	\$ 64.08	\$ 613.85	\$ 67.77	\$ 581.22

**STATISTICAL REPORT Cont.****Sept. 2016****YTD 2016****Sept. 2015****YTD 2015****PERMIT/lic.**

Food Estabs	1	50	0	57
Food Service (7 temps)	4	139	0	138
FS Vending	0	23	0	22
Home Sewage	0	0	0	0
Housing	29	232	29	218
Solid Waste	1	43	0	11
Swim Pools	0	18	0	19
Septic Haul.	0	0	0	0
Tattoo Parlors	0	4	0	3
Other (Massage Establishme	0	0	1	1
<b>TOTAL</b>	<b>35</b>	<b>509</b>	<b>30</b>	<b>469</b>

**MOSQ.CONT.**

Larvacide Hrs.	0.0	0.0	0.0	0.0
Adulticide Hrs.	0.0	0.0	0.0	0.0
Tot Man Hrs	0.0	256.5	32.0	461.0

**COMPLAINTS**

Received	9	65	14	157
Abated	6	58	19	146

**LEGAL.COMPL.**

Filed	0	0	0	1
Pre-trials	0	0	0	1
Trials	0	0	0	0

**COMM.DISEASE (not available)**

0	57	0	66
---	----	---	----

**IMMUNIZATIONS**

42	221	21	114
----	-----	----	-----

**BIRTH Copies issued**

314	2965	299	2739
-----	------	-----	------

**DEATH Copies issued**

397	3855	454	3719
-----	------	-----	------



## KENT FIRE DEPARTMENT MONTHLY INCIDENT REPORT AUGUST 2016

### FIRE INCIDENT RESPONSE INFORMATION

#### Summary of Fire Incident Alarms

	CURRENT PERIOD			YEAR TO DATE		
	2016	2015	2014	2016	2015	2014
City of Kent	42	54	39	396	402	365
Kent State University	12	6	8	45	34	54
Franklin Township	18	12	10	95	87	66
Sugar Bush Knolls	1	0	0	2	0	4
Brady Lake Village	2	1	0	12	5	0
Mutual Aid Given	6	0	0	24	25	31
<b>Total Fire Incident Alarms</b>	<b>81</b>	<b>73</b>	<b>57</b>	<b>574</b>	<b>553</b>	<b>520</b>

#### Summary of Mutual Aid Received by Location

City of Kent	3	2	0	8	8	4
Kent State University	1	1	0	1	1	0
Franklin Township	1	1	0	3	3	1
Sugar Bush Knolls	0	0	0	0	0	0
Brady Lake Village	0	0	0	1	0	0
<b>Total Mutual Aid</b>	<b>5</b>	<b>4</b>	<b>0</b>	<b>13</b>	<b>12</b>	<b>5</b>

### EMERGENCY MEDICAL SERVICE RESPONSE INFORMATION

#### Summary of Emergency Medical Service Responses

	CURRENT PERIOD			YEAR TO DATE		
	2016	2015	2014	2016	2015	2014
City of Kent	207	195	183	1514	1524	1445
Kent State University	13	14	28	183	176	204
Franklin Township	43	37	43	299	270	273
Sugar Bush Knolls	2	0	2	6	6	4
Brady Lake Village	5	2	0	18	16	0
Mutual Aid Given	5	5	6	18	23	28
<b>Total Emergency Medical Service Responses</b>	<b>275</b>	<b>253</b>	<b>262</b>	<b>2038</b>	<b>2015</b>	<b>1954</b>

#### Summary of Mutual Aid Received by Location

City of Kent	1	7	1	9	14	14
Kent State University	2	0	2	3	1	4
Franklin Township	0	0	0	3	0	2
Sugar Bush Knolls	0	0	0	0	0	0
Brady Lake Village	1	0	0	3	0	0
<b>Total Mutual Aid</b>	<b>4</b>	<b>7</b>	<b>3</b>	<b>18</b>	<b>15</b>	<b>20</b>

<b>TOTAL FIRE AND EMERGENCY MEDICAL SERVICE RESPONSE INCIDENTS</b>	<b>356</b>	<b>326</b>	<b>319</b>	<b>2612</b>	<b>2568</b>	<b>2474</b>
--	------------	------------	------------	-------------	-------------	-------------

<b>TOTAL ALL RESPONSES , INCLUDING MUTUAL AID</b>	<b>365</b>	<b>337</b>	<b>322</b>	<b>2643</b>	<b>2595</b>	<b>2499</b>
---	------------	------------	------------	-------------	-------------	-------------

# Utility Rate Stabilization Plans: 2016 Plans Update

October 10, 2016

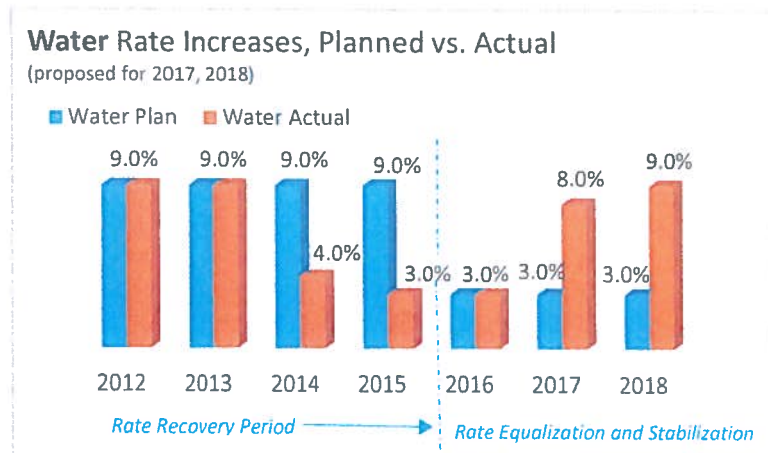
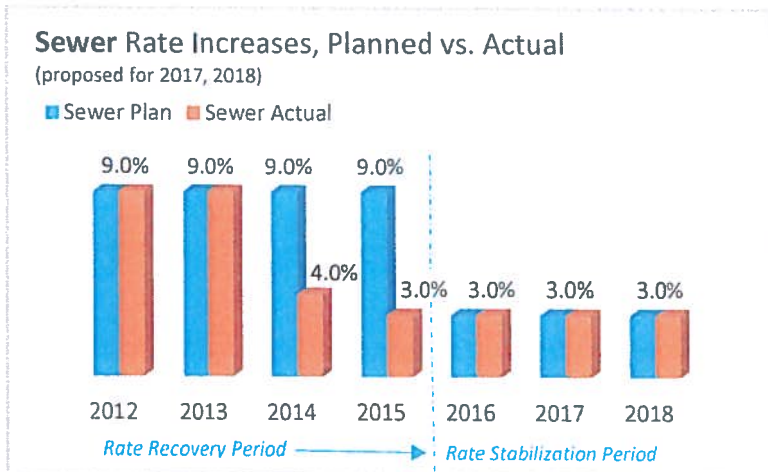
Council approved the multi-year rate stabilization plans for the water and sewer funds in 2011. The approved rate plans included 4 years of 9% rate increases to “catch-up” with deferred maintenance and capital costs, followed by 3% rate increases in the out years of the plan to keep pace with inflation.

From the outset, the staff committed to pursuing grants, cost savings opportunities, and to make plan modifications in order to provide rate relief whenever possible while still honoring the intent of the plans to ensure the necessary re-investment in the City’s water and sewer infrastructure.

In the first 2 years of rate “catch up” the rates approved by Council matched the rate plans. However, in the subsequent following 2 years, the rates were less than half of what was originally projected in the plans. As a result, the staff is proposing to begin to make up a portion of the lost rates in 2017 and 2018 for the water fund only; the sewer fund is projected to be sustainable at the planned rate of 3%.

## Rate Plan vs. Actual Rates Comparison Chart

	<u>2012</u>	<u>2013</u>	<u>2014</u>	<u>2015</u>	<u>2016</u>	<u>2017</u>	<u>2018</u>
Sewer Plan	9.0%	9.0%	9.0%	9.0%	3.0%	3.0%	3.0%
<u>Sewer Actual</u>	<u>9.0%</u>	<u>9.0%</u>	<u>4.0%</u>	<u>3.0%</u>	<u>3.0%</u>	<u>3.0%</u>	<u>3.0%</u>
Difference	0.0%	0.0%	5.0%	6.0%	0.0%	0.0%	0.0%
Water Plan	9.0%	9.0%	9.0%	9.0%	3.0%	3.0%	3.0%
<u>Water Actual</u>	<u>9.0%</u>	<u>9.0%</u>	<u>4.0%</u>	<u>3.0%</u>	<u>3.0%</u>	<u>8.0%</u>	<u>9.0%</u>
Difference	0.0%	0.0%	5.0%	6.0%	0.0%	-5.0%	-6.0%





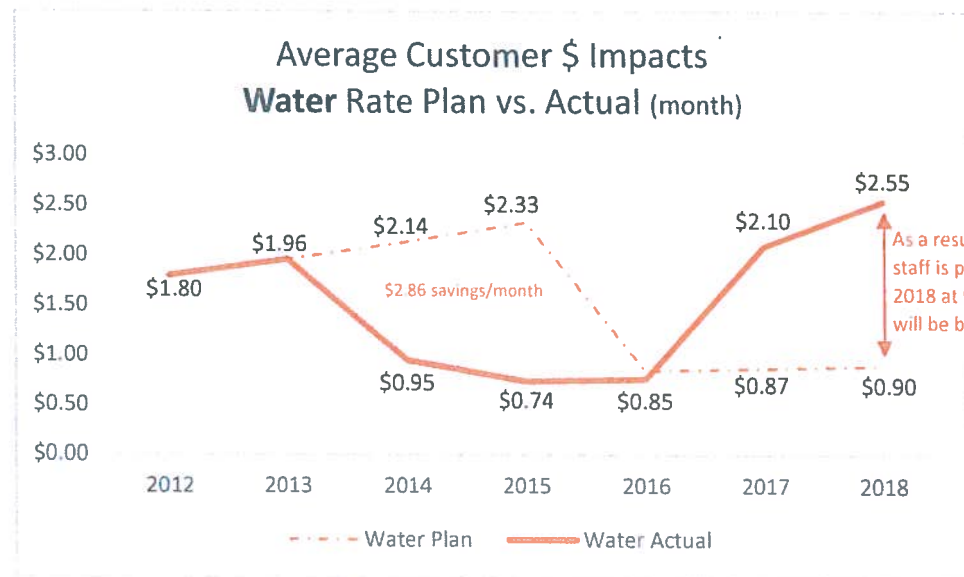
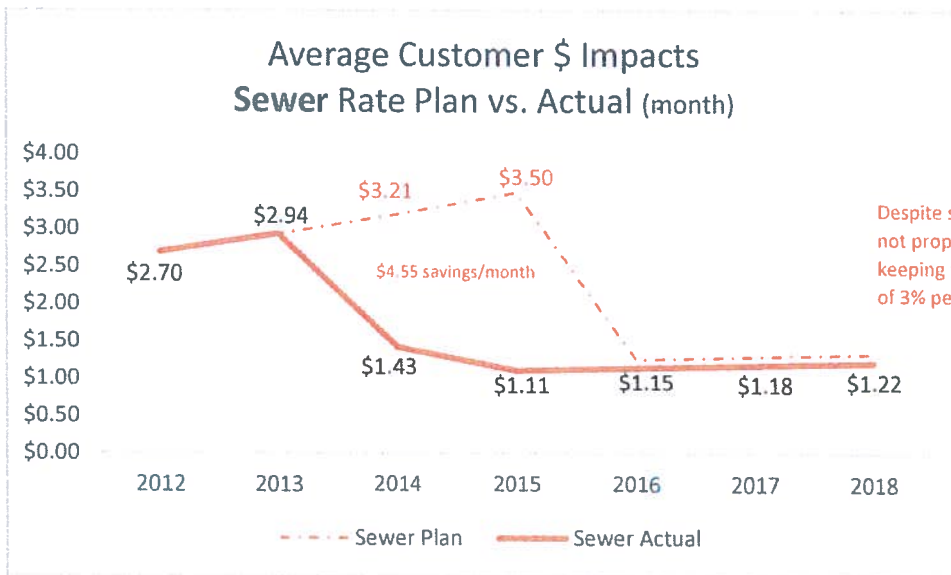
# Average Customer Monthly Water and Sewer Bills

(based on a calculated average of a \$20 water bill and \$30 sewer bill/month)

Average Customer \$ Impact/Month	2012	2013	2014	2015	2016	2017	2018	Total
Sewer Plan	\$2.70	\$ 2.94	\$ 3.21	\$ 3.50	\$ 1.27	\$ 1.31	\$ 1.35	\$16.27
<u>Sewer Actual</u>	<u>\$2.70</u>	<u>\$ 2.94</u>	<u>\$ 1.43</u>	<u>\$ 1.11</u>	<u>\$ 1.15</u>	<u>\$ 1.18</u>	<u>\$ 1.22</u>	<u>\$11.72</u>
Difference	\$0.00	\$0.00	\$1.78	\$2.38	\$0.13	\$0.13	\$0.13	\$4.55
Water Plan	\$1.80	\$ 1.96	\$ 2.14	\$ 2.33	\$ 0.85	\$ 0.87	\$ 0.90	\$10.85
<u>Water Actual</u>	<u>\$1.80</u>	<u>\$ 1.96</u>	<u>\$ 0.95</u>	<u>\$ 0.74</u>	<u>\$ 0.76</u>	<u>\$ 2.10</u>	<u>\$ 2.55</u>	<u>\$10.86</u>
Difference	\$0.00	\$0.00	\$1.19	\$1.59	\$0.08	-\$1.23	-\$1.65	-\$0.01

Customer Rate Relief Period

Customer Rate Equalization



Even with the rate recovery increases proposed for the water fund of 8% in 2017 and 9% in 2018, the City's utility customers will be paying an average of \$4.50 less per month, or around \$54 less per year, than what they would have been paying based on the original 2011 rate plan.