

CITY OF KENT, OHIO

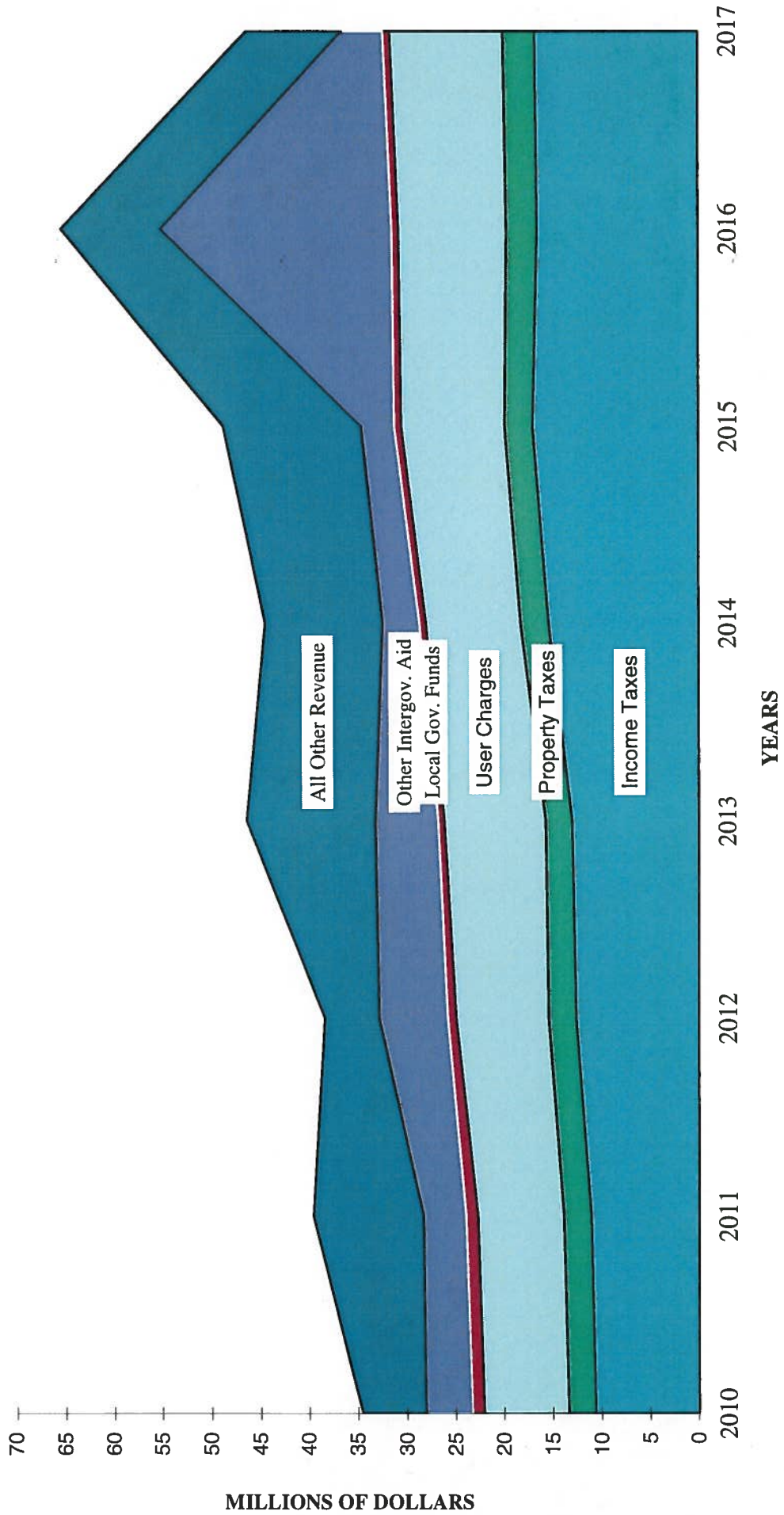
2017 RECOMMENDED BUDGET

OVERVIEW

**CITY OF KENT, OHIO
2017 RECOMMENDED BUDGET
REVENUE CATEGORY COMPARISON**

<u>CATEGORY</u>	<u>2014 ACTUAL</u>	<u>2015 ACTUAL</u>	<u>2016 APPROVED BUDGET</u>	<u>2017 RECOMMEND BUDGET</u>
TAXES				
Income Tax	\$ 14,732,949	\$ 16,406,396	\$ 15,900,000	16,100,000
Brimfield-Kent JEDD	57,466	59,104	55,000	55,000
Kent-Franklin JEDD	559,744	453,272	495,000	495,000
Property Taxes	2,860,663	2,858,464	3,140,275	3,230,689
PILOTs from the TIF	372,968	511,990	430,000	350,000
Motor Vehicle License Tax	195,651	192,448	190,000	190,000
Lodging Tax	142,379	161,273	140,000	160,000
Cable TV Franchise Tax	225,944	245,570	225,000	225,000
Subtotal Taxes	19,147,764	20,888,517	20,575,275	20,805,689
USER CHARGES				
Sewer	3,783,836	4,067,729	4,189,761	4,315,454
Water	3,068,615	3,338,481	3,438,635	3,713,726
Recycling	474,696	498,072	450,000	470,000
Storm Water Drainage	553,936	565,904	868,835	1,028,280
Intergovernmental (Franklin Twp EMS)	504,879	555,957	530,000	530,000
Recreation	618,179	651,019	655,000	650,000
Other (Primarily EMS and Parking Meters)	786,131	1,001,479	990,000	990,000
Subtotal User Charges	9,790,272	10,678,641	11,122,231	11,697,460
FEDERAL, STATE AND LOCAL AID - (Restricted to Specific Programs/Projects)				
Community Development Block Grant(s)	146,534	171,521	253,380	271,075
FEMA Fire Fighters Grant	26,172	1,903	0	0
Police Vests/OT reimburse/JAG Grant/Farmer's Market	52,527	32,277	0	0
State Health Subsidy and Medicaid	25,358	58,897	0	0
Downtown	1,213	1,171	0	0
Fairchild (Crain Ave) Bridge	144,747	0	0	0
Summit Street Traffic Signal Coordination (ODOT & KS	224,100	416,639	12,310,151	189,000
Annual Sidewalk/Street Program (AMATS/ODOT)	326,138	27,702	360,000	400,000
KSU Reimbursement Portion - Esplanade Project	266,364	0	0	0
SR 43 Signalization	0	0	0	240,000
Valleyview/Morris Water and Storm Improvement	0	0	0	390,000
Parks and Rec. Step up to Quality	5,050	7,150	7,000	0
Area Q Drainage Project (Issue II)	179,107	406,287	0	0
Hike & Bike/Clean Ohio Trails	0	0	0	700,000
Ohio Municipal Bridge Grant-Redmond (Fred Fuller) Bri	375,702	82,411	0	0
Inter Fund Transfer - Fire Vehicle Replacement	310,000	310,000	210,000	350,000
New Police Facility - accrued funding	0	0	8,850,000	0
Subtotal (Restricted) Federal, State and Local Aid	2,083,012	1,515,958	21,990,531	2,540,075
ALL OTHER FEDERAL, STATE AND LOCAL AID				
Local Government Fund (State)	658,365	720,121	675,000	700,000
Shared Taxes and Fees	1,678,459	1,825,498	1,640,000	1,640,000
Subtotal Federal, State and Local Aid	2,336,824	2,545,619	2,315,000	2,340,000
INTEREST EARNINGS	230,705	339,774	300,000	350,000
FINES AND FORFEITURES	202,997	267,081	225,000	225,000
PERMITS, LICENSES, INSPECTIONS	450,536	622,164	435,000	435,000
ALL OTHER REVENUE				
Bond/Note/Loan (Issue II) Proceeds	9,691,187	8,560,931	7,806,000	7,366,000
Rents (City property & cell phone towers)	69,013	62,378	60,000	60,000
Tap-in Fees	40,943	290,052	40,000	40,000
Special Assessments	258,546	231,876	250,000	230,000
Miscellaneous (includes sale of City Hall in 2015)	126,281	2,640,953	155,000	125,000
Subtotal All Other Revenue	10,185,970	11,786,190	8,311,000	7,821,000
TOTAL ALL REVENUE	\$ 44,428,080	\$ 48,643,944	\$ 65,274,037	46,214,224

2017 BUDGET - REVENUE CATEGORY COMPARISON



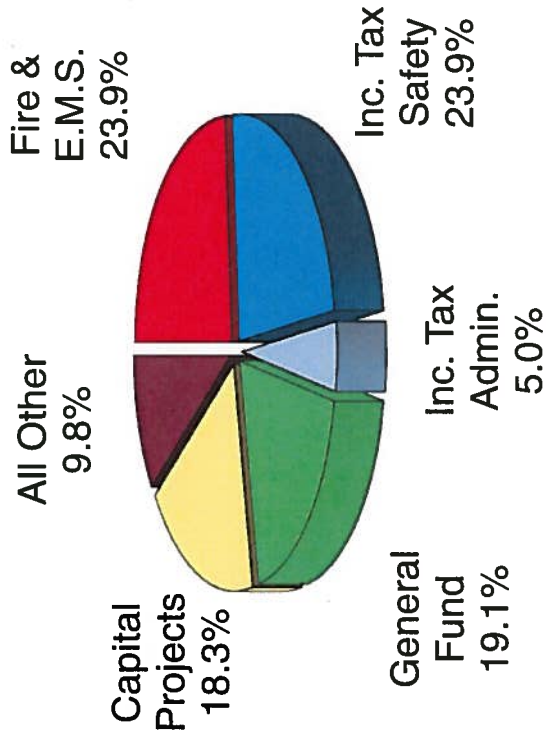
MILLIONS OF DOLLARS

CITY OF KENT, OHIO
2017 RECOMMENDED BUDGET
USE OF MUNICIPAL INCOME TAX DOLLARS

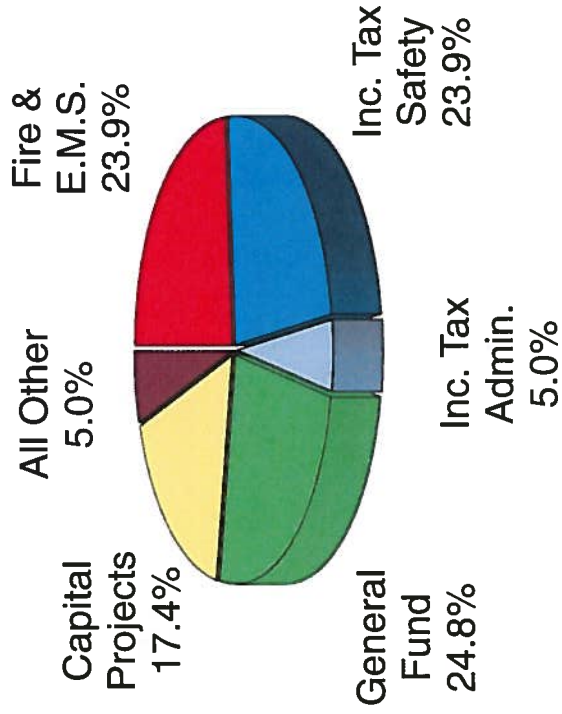
<u>USE</u>	<u>2014 ACTUAL</u>	<u>2015 ACTUAL</u>	<u>2016 APPROVED BUDGET</u>	<u>2017 RECOMMEND BUDGET</u>
Street Construction				
Maintenance & Repair Fund	\$581,759	\$616,171	\$1,099,314	\$426,000
Capital Projects	2,356,161	2,589,554	2,591,262	2,509,880
New Police Station	1,370,000	1,586,559	1,694,080	1,736,314
Fire & Emergency				
Medical Service Fund	3,496,109	3,037,521	3,388,160	3,472,628
Income Tax Safety Fund	3,496,109	3,037,521	3,388,160	3,472,628
General Fund	1,600,000	2,600,000	2,700,000	3,600,000
Income Tax Administration	599,273	685,425	702,793	732,209
Health Insurance Fund	160,000	160,000	-	-
Managed Reserve	25,540	25,540	25,540	25,540
Debt Service fund	259,948	271,744	266,898	280,248
Totals	<u>13,944,899</u>	<u>14,610,035</u>	<u>15,856,207</u>	<u>16,255,447</u>

USE OF MUNICIPAL INCOME TAX DOLLARS

2016 APPROVED



2017 RECOMMENDED



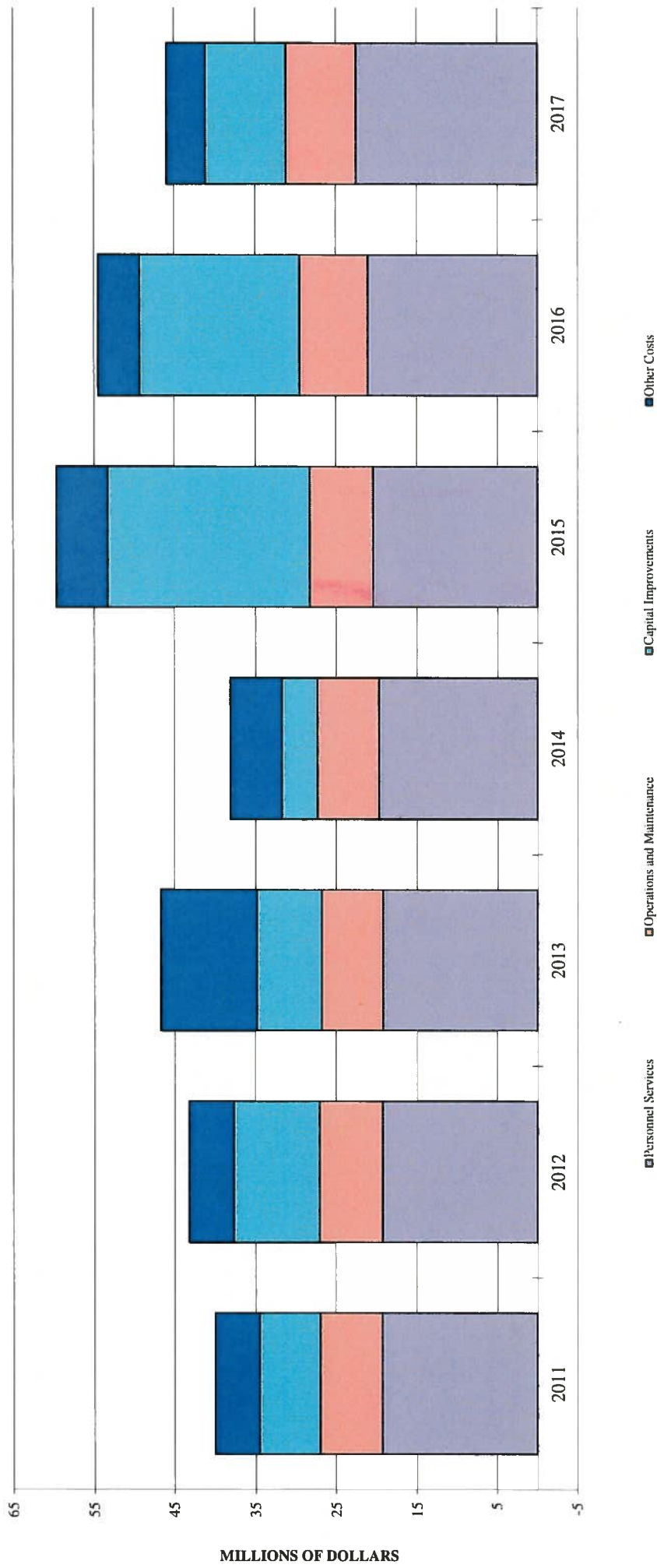
1 - 4

*Excludes 0.25% Special Income Tax - Dedicated to New Police Facility

CITY OF KENT, OHIO
2017 RECOMMENDED BUDGET
SUMMARY & COMPARISON OF MAJOR BUDGET TYPES

<u>FUND</u>	<u>PERSONNEL SERVICES</u>	<u>OPERATIONS & MAINT.</u>	<u>CAPITAL</u>	<u>RESRV & DEBT</u>	<u>CONTR</u>	<u>TOTALS</u>		
General Fund	\$ 2,601,223	2,685,682	10,000	0	100,000	5,396,905		
West Side Fire	248,945	22,507	0	0	0	271,452		
SCM&R	1,088,043	1,058,871	0	0	25,000	2,171,914		
State Highway	0	70,000	0	0	0	70,000		
Parks and Recreation	1,299,755	652,143	1,172,000	0	0	3,123,898		
Food Service	91,368	5,500	0	0	0	96,868		
Income Tax	245,576	486,633	0	25,540	0	757,749		
Revolving Housing	139,341	9,750	0	0	0	149,091		
State & Local Forfeits	0	5,000	0	0	0	5,000		
Drug Law Enforcement	0	11,000	0	0	0	11,000		
Enforcement and Education	0	8,000	0	0	0	8,000		
Income Tax Safety	6,953,417	585,880	0	0	0	7,539,297		
Law Enforcement Trust	0	0	0	0	0	0		
CDBG Grants	45,050	204,550	160,000	0	0	409,600		
Fire and EMS	4,491,298	447,579	682,500	0	0	5,621,377		
Wireless 911	0	18,000	0	0	0	18,000		
Swimming Pool Inspections	8,021	500	0	0	0	8,521		
Water	2,096,390	854,351	1,887,333	55,759	50,000	4,943,833		
Sewer	2,366,612	912,856	1,197,500	757,180	50,000	5,284,148		
Utility Billing	0	86,586	0	0	0	86,586		
Solid Waste	72,324	497,033	0	0	0	569,357		
Storm Water Drainage	502,111	67,371	640,000	9,968	0	1,219,450		
Water Guarantee Deposits		1,000				1,000		
Capital Projects	0	0	2,783,900	1,061,986	25,000	3,870,886		
Downtown Dev.-MPITIE	0	0	0	1,515,735	0	1,515,735		
Debt Service				512,152		512,152		
Police Pension	110,000	0	0	0	0	110,000		
Fire Pension	110,000	0	0	0	0	110,000		
EDA RLF		50,000				50,000		
Police Facility Fund			1,391,920	601,800		1,993,720		
TOTALS 2017	\$ 22,469,474	6.8%	8,740,792	3.0%	9,925,153	4,540,120	250,000	45,925,539
TOTALS 2016	\$ 21,030,974	3.2%	8,487,265	4.7%	19,801,100	4,891,290	250,000	54,260,629
TOTALS 2015	\$ 20,371,316	3.7%	7,917,267	3.0%	24,999,600	6,105,037	250,000	59,643,220
TOTALS 2014	\$ 19,649,725	2.5%	7,685,933	0.6%	4,427,000	6,072,196	500,000	38,084,854
TOTALS 2013	\$ 19,176,659	-0.3%	7,639,195	-3.1%	8,030,491	11,619,641	500,000	46,715,986
TOTALS 2012	\$ 19,224,891	-0.1%	7,880,753	1.1%	10,587,642	5,239,666	250,000	43,182,952
TOTALS 2011	\$ 19,243,187	4.3%	7,792,694	1.3%	7,472,255	5,208,320	250,000	39,966,456
TOTALS 2010	\$ 18,441,771	2.9%	7,695,240	4.4%	14,064,353	4,605,090	250,000	45,056,454
TOTALS 2009	\$ 17,928,462	1.8%	7,371,530	7.9%	10,052,500	5,195,986	250,000	40,548,478
TOTALS 2008	\$ 17,611,109	3.2%	6,831,949	4.9%	7,706,300	6,525,041	250,000	38,674,399
TOTALS 2007	\$ 17,060,438	3.2%	6,511,685	-0.9%	6,081,800	7,344,330	250,000	36,998,253

2017 - COMPARISON OF MAJOR BUDGET TYPES



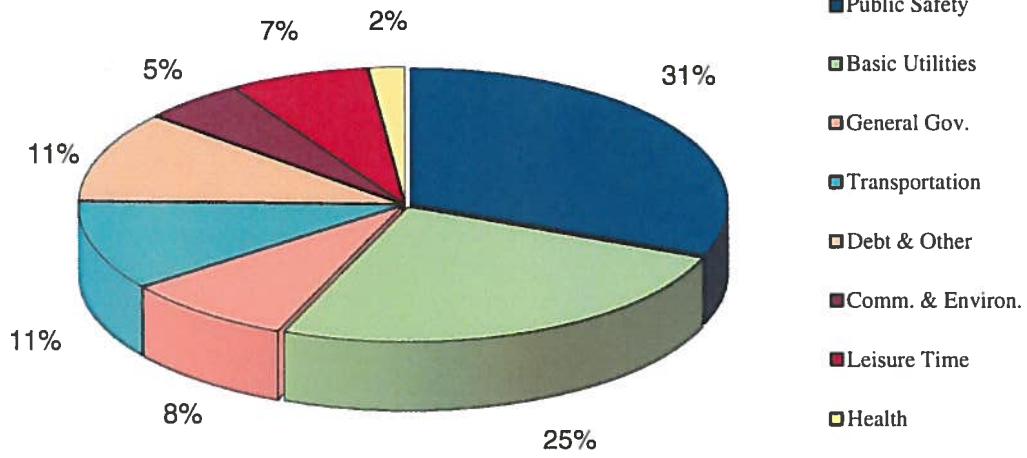
MILLIONS OF DOLLARS

CITY OF KENT, OHIO
2017 RECOMMENDED BUDGET
PROGRAM AREA COMPARISON - ALL FUNDS

<u>PROGRAM AREA</u>	<u>2013 APPROVED</u>	<u>2014 APPROVED</u>	<u>2015 APPROVED</u>	<u>2016 APPROVED</u>	<u>2017 RECOMMEND</u>
Basic Utilities	\$ 10,122,476	8,529,937	9,374,588	8,923,314	11,180,467
Public Safety	11,623,364	11,893,425	12,791,776	13,110,327	13,886,526
Police Facility	0	2,350,000	5,779,000	13,658,775	1,391,920
Transportation	4,292,504	3,376,805	17,324,970	4,745,736	4,719,414
General Government	3,182,431	3,331,649	3,474,346	3,782,676	3,805,919
Debt Service	11,619,641	6,072,196	6,105,037	4,891,290	4,540,120
Community and Environmer	1,955,440	1,933,160	1,793,031	2,031,764	2,234,650
Leisure Time Activities	3,091,945	2,105,285	2,111,350	2,178,520	3,123,898
Health Services	577,185	591,397	643,122	687,227	791,625
Contingency - Operating	250,000	250,000	250,000	250,000	250,000
Non-Departmental	<u>1,000</u>	<u>1,000</u>	<u>1,000</u>	<u>1,000</u>	<u>1,000</u>
Totals	<u>\$ 46,715,986</u>	<u>\$ 40,434,854</u>	<u>59,648,220</u>	<u>54,260,629</u>	<u>45,925,539</u>

PROGRAM AREA COMPARISON

2017 RECOMMENDED



2016 APPROVED

